



The Municipal Manager
Greater Tzaneen Municipality
P O Box 24
Tzaneen
0850

BID DOCUMENT

ELECTRIFICATION OF HOUSEHOLDS AT MAVELE - PHASE 5

A Tender for Category 4EP or higher CIDB Registered Contractors

(IN COMPLIANCE WITH THE PREFERENTIAL PROCUREMENT REGULATIONS, 2017
PUBLISHED IN GOVERNMENT GAZETTE NO. 40553 OF 20 JANUARY 2017)

BID NUMBER: SCMU 14/2021

Name of Bidding Entity:

Tendered Amount (VAT Inc.):

Tel. No.:

E – Mail Address:

**This tender closes at 12h00 on Friday, 16 July 2021 at the Council Chambers, in
offices of the Greater Tzaneen Municipality located at 38 Agatha Street, Civic
Centre Building, Tzaneen, 0850**

NO LATE SUBMISSIONS WILL BE CONSIDERED

Prepared For:

Greater Tzaneen Municipality
P O Box 24
TZANEEN
0850

Contact Name: Mr. Bonginkosi Sengwayo
Telephone: (015) 307 8161

Prepared by:

Calibre Group Holding (Pty) Ltd
28 Hendrik Potgieter Street
eMALAHLENI
1034

Contact Name: Mr. Manqoba Nkosi, PrTechEng
Telephone: (013) 004 0490

GREATER TZANEEN MUNICIPALITY

**Tender No. SCMU 14/2021
For**

ELECTRIFICATION OF HOUSEHOLDS AT MAVELE - PHASE 5

Tender section of the document: Pages T1 – T60
Contract section of the document: Pages C1 – C88

CONTENTS

Section number and heading	Page Colours
The Tender	
Part T1: Tendering procedures	
T1.1 Tender Notice and Invitation to Tender	White
T1.2 Tender Data	Pink
Part T2: Returnable documents	
T2.1 List of Returnable Documents	Yellow
T2.2 Returnable Schedules	Yellow
The Contract	
Part C1: Agreements and Contract Data	
C1.1 Form of Offer and Acceptance	Yellow
C1.2 Contract Data	Yellow
C1.3 Form of Guarantee	White
C1.4 Agreement in terms of Section 37(2) of the Occupational Health and Safety Act No. 85 of 1993	White
C1.5 Retention Money Guarantee	White
C1.6 Transfer of Rights	White
Part C2: Pricing Data	
C2.1 Pricing Instructions	Yellow
C2.2 Schedule of Quantities	Yellow
Part C3: Scope of Work	
C3.1 Standard Specifications	Blue
C3.2 Project Specifications	Blue
C3.3 Particular Specifications	Blue
Part C4: Site Information	
C4.1 Locality Plan	Green
C4.2 Contract Signboard Details	Green

T1: TENDERING PROCEDURES**TABLE OF CONTENTS**

T1.1	TENDER NOTICE AND INVITATION TO BID	T4
T1.2	TENDER DATA	T6

CHECKLIST ON MINIMUM REQUIREMENTS

To assist you with your tendering process, see a checklist on minimum requirements below:


No.	Minimum requirements	Tick	Comment if not attached
1.	Compulsory briefing session attended		
2.	Complete original bid document		
3.	CSD reports; B-BBEE Certificate/ Sworn affidavit		
4.	Valid Tax Clearance Certificate or Tax pin		
5.	CK/Company registration;		
6.	Certified ID copies of the shareholders;		
7.	Proof of Residence: Municipal statement account / letter from headman/Tribal Authority/Lease agreement		
8.	Company registration certificate showing percentage of shareholders / membership interest		
9.	Initial each page of the Conditions of Contact		
10.	All MBD Forms must be completed and signed		
11.	In case of a Joint Venture, Association or Consortium a formal contract agreement		
12.	Key personnel Experience		
13.	Company Experience		
14.	Plant and equipment		
15.	Responded as per the scope of work (compliance to specification/ conditions or term of references)		
16.	Detailed price schedule/ financial Bids		
17.	All/Any alterations initialled		

Company Representative (Name)

Signature

MBD 1: TENDER NOTICE AND INVITATION TO BID

**GREATER TZANEEN MUNICIPALITY
GROTER TZANEEN MUNISIPALITEIT
MASIPALA WA TZANEEN
MASEPALA WA TZANEEN**



**SUPPLY CHAIN MANAGEMENT UNIT
DEPARTMENT: ELECTRICAL ENGINEERING SERVICES**

**BID DESCRIPTION: ELECTRIFICATION OF HOUSEHOLDS AT MAVELE - PHASE 5
BID NO: SCMU 14/2021**

It is estimated that tenderer must have a CIDB contractor grading designation of 4EP or higher.

Interested bidders must attach proof of the following documents to avoid disqualification:

CSD report (not older than 3 months), certified copies of ID's for all directors of the company, statement of municipal rates and taxes for both company and directors appearing in the CK (not older than 3 months)/ letter from traditional authority not older than 3 months for the company and the directors/ lease agreement (attach 3 months proof of payment for lease), valid tax pin or tax clearance, certified or original B-BBEE certificate (combined BBEE certificate if Joint Venture), signed joint venture agreements in case of a joint venture companies, proof of relevant CIDB grading, initialising every page of the bid document, Bill of quantity and all MBD forms must be completed in full.

Bidders must sanitise/ wear gloves when preparing their bid document. Completed bid documents with attachments (supporting documents) must be wrapped in a sealed envelope and be deposited into Greater Tzaneen Municipality bid box, Civic Centre, Agatha Street, marked as Bid No: **SCMU 14/2021**, postal address and contact details of the bidder.

Bid document will be available only on www.greatertzaneen.gov.za on the date of advert.

Compulsory briefing session will be held on the 28 June 2021 at 10H00. Closing date: 16 July 2021 @ 12:00 at Greater Tzaneen Municipality; Civic Centre; Council Chamber. Public bid opening will be held on the closing date at 12h00, Council Chambers.

EVALUATION OF BIDS

N.B: The evaluation of the bid will be conducted in two stages, first stage will be the assessment on functionality as follows: Relevant company experience - 40 points; Key personnel experience-30 points; Plant and Equipment – 30 points. Only bidders that obtain 70 points will be subjected to 80/20 Preference point scoring system, where 80 points will be allocated for price only and 20 points will be allocated based on the Broad Based Black Economic Empowerment (B-BBEE) status level of contributors.

Bidders shall take note of the following bid conditions:

- a. Greater Tzaneen Municipality Supply Chain Management Policy will apply on this bid;
- b. Broad Based Black Economic Empowerment (B-BBEE) Act will apply on this bid;
- c. Greater Tzaneen Municipality does not bind itself to accept the lowest or any bid and reserves the right to accept the whole or part of the bid;
- d. Council reserves the right to negotiate further conditions with the successful bidder;
- e. Council reserves the right not to appoint;
- f. No bidder will be appointed if not registered on Central Supplier Database;
- g. Contract period of this bid is 4 months,

- h. Council have the right to appoint more than one bidder;
- i. Late, incomplete, unsigned, faxed or emailed bids will not be accepted.

Technical enquiries should be directed to Mr. B. Sengwayo @ 015 307 8161
Enquiries related to this bid must be directed to Ms. M. Mpyana @ 015 307 8091

Mr. B.S. Matlala
Municipal Manager
Greater Tzaneen Municipality

T1.2 TENDER DATA

The Tender Data shall be read with the Standard Conditions of Tender in order to expand on the Tenderer's obligations and the Employer's undertakings in administering the tender process in respect of the project under consideration.

The Tender Data hereafter shall have precedence in the interpretation of any ambiguity or inconsistency between it and the Standard Conditions of Tender.

Each item of Tender Data given below is cross-referenced to the relevant clause in the Standard Conditions of Tender. The Conditions of Tender are the Standard Conditions of Tender as contained in Annex F of the CIDB Standard for Uniformity in Construction Procurement, as printed in Board Notice 86 of 2010 in the Government Gazette No. 33239 of 2010 dated 28 May 2010.

The Standard Conditions of Tender make several references to the Tender Data which specifically applies to this tender.

Tender Data Applicable to this Tender

Clause Number	Data / Wording
F.1.2	<p>The Tender Documents consist of the following:</p> <p>(a) This Project Document, which contains the following:</p> <p>PART T1: TENDERING PROCEDURES T1.1 Tender Notice and Invitation to Tender T1.2 Tender Data</p> <p>PART T2: RETURNABLE DOCUMENTS T2.1 List of Returnable Documents T2.2 Returnable Schedules</p> <p>PART C1: AGREEMENTS AND CONTRACT DATA C1.1 Form of Offer and Acceptance C1.2 Contract Data C1.3 Form of Guarantee C1.4 Agreement in terms of Section 37(2) of the Occupational Health and Safety Act No. 85 of 1993 C1.5 Retention Money Guarantee C1.6 Transfer of Rights</p> <p>PART C2: PRICING DATA C2.1 Pricing Instructions C2.2 Schedule of Quantities</p> <p>PART C3: SCOPE OF WORKS C3.1 Standard Specifications C3.2 Project Specifications C3.3 Particular Specifications</p> <p>PART C4: SITE INFORMATION C4.1 Locality Plan C4.2 Example of Contract Signboard Details</p>

Clause Number	Data / Wording
	<p>(b) Drawings</p> <p>(c) 'General Conditions of Contract for Construction Works, Third Edition, 2015' issued by the South African Institution of Civil Engineering (abbreviated title 'General Conditions of Contract 2015' – 'GCC 2015'). This document is obtainable separately and Tenderers shall obtain their own copy.</p> <p>(d) 'The Occupational Health and Safety Act No 85 and Amendment Act No 181 of 1993, and the Construction Regulations 2014 (Government Gazette No 37305 of 7 February 2014, Notice No R. 84)'. These documents are obtainable separately and Tenderers shall obtain their own copies.</p> <p>(f) The Construction Industry Development Board Act No. 38 of 2000 as amended and the Regulations in terms of the CIDB Act 38 of 2000, Government Notice No 692 of 9 June 2004 as amended.</p> <p>In addition Tenderers are advised, in their own interest, to obtain their own copies of the relevant Acts, Regulations and Standards referred to in this document as they are essential for the Tenderer to become acquainted with the basics of construction management, the implementation of preferential construction procurement policies, and participation of targeted enterprises and labour.</p>
F.1.4	<p>The employer's agent is:</p> <p>Name of the Firm: Calibre Group Holding (Pty) Ltd Contact Person: Nicholas Manqoba Nkosi Tel: (013) 004 0490 Fax: (086) 601 3091 E-mail: nicholas@calibreeng.co.za</p>
F.2.1	<p>A Tenderer will not be eligible to submit a tender if:</p> <p>(a) the Contractor submitting the tender is under restrictions or has principals who are under restriction to participate in the Employer's procurement due to corrupt or fraudulent practices;</p> <p>(b) the Tenderer does not have the legal capacity to enter into the contract;</p> <p>(c) the Contractor submitting the tender is insolvent, in receivership, bankrupt or being wound up, has his affairs administered by a court or a judicial officer, has suspended his business activities, or is subject to legal proceedings in respect of the foregoing;</p> <p>(d) The Tenderer does not comply with the legal requirements stated in the Employer's procurement policy;</p> <p>(e) The Tenderer cannot demonstrate that he possesses the necessary professional and technical qualifications and competence, financial resources, equipment and other physical facilities, managerial capability, personnel, experience and reputation to perform the contract;</p> <p>(f) The Tenderer cannot provide proof that he is in good standing with respect to duties, taxes, levies and contributions required in terms of legislation applicable to the work in the contract.</p> <p>The Established Contractor shall be registered in CIDB contractor grading designation 4EP or higher.</p>

Clause Number	Data / Wording
F.2.7	<p>The arrangements and venue for the compulsory Clarification Meeting are:</p> <p>Venue: Greater Tzaneen Municipality, Council Chambers, 38 Agatha Street, Civic Centre Building, Tzaneen, 0850</p> <p>Date: 28 June 2021 at 10:00</p> <p>Please note that all covid regulations will be observed.</p> <p>Contact Person: Nicholas Manqoba Nkosi Tel: (013) 004 0490 Fax: (013) 004 0491 Email: nicholas@calibreeng.co.za</p>
F.2.8	Change 'five working days' to 'seven working days'. Working days shall be from Monday to Friday and shall exclude all gazetted public holidays.
F.2.10	All Tenderers must be registered for Value Added Tax (VAT) with the South African Revenue Services (SARS).
F.2.13	<p>F.2.13.3 Tender offers shall be submitted as an original only. Under no circumstances whatsoever may the tender forms be retyped or redrafted. Photocopies of the original tender documentation may be used, but an original signature must appear on such photocopies.</p> <p>F.2.13.5 The Employer's address for delivery of tender offers and identification details to be shown on each tender offer package are:</p> <p>Location of Tender Box: Greater Tzaneen Municipality Physical Address: Council Chambers, 38 Agatha Street, Civic Centre Building, Tzaneen, 0850 Identification Details: Tender No. SCMU 14/2021</p>
F.2.15	<p>The closing time for submission of Tender Offers is: 12H00 on 16 July 2021</p> <p>Telegraphic, telephonic, telex, facsimile, electronic, e-mailed and late tenders will not be accepted.</p>
F.2.16	The tender offer validity period is ninety (90) days from the closing time for submission of tenders.
F.2.19	Access shall be provided for inspections and testing by personnel acting on behalf of the Employer.
F.2.22	This is not applicable.
F.2.23	The certificates as required in the Returnable Schedules and Forms must be provided with the tender for each party to a consortium / joint venture.

Clause Number	Data / Wording
	<p>DOCUMENTS REQUIRED FOR TENDER RESPONSIVENESS (Mandatory)</p> <ol style="list-style-type: none"> 1. Municipal account for the business and directors not in arrears for more than 90 days or municipal account from private provider or statement of account from landlord with valid lease agreement. 2. Certified Company registration certificate 3. Valid CIDB Registration certificate 4. Original bid document and returnable must be duplicated into a disc or flash drive. 5. Certified copy or Original certificate of BBBEE issued by SANAS/CIPC/Sworn Affidavit signed and stamped by commissioner of oath (For joint ventures the certificate must be consolidated) 6. Completed and signed Form of Offer and Acceptance 7. Certified I D Copies of Owners/Directors/Shareholders 8. All pages signed, initialled and completed. 9. CSD summary report not older than one month 10. Joint venture (JV) agreement if applicable 11. Compulsory enterprise questionnaires (MBD Forms) 12. Compulsory briefing <p>NB. Failure to adhere to above conditions will lead to automatic disqualification.</p>
F.3.1	Change 'five working days' to 'seven working days'. Working days shall be from Monday to Friday and shall exclude all gazetted public holidays.
F.3.2	Change 'three days' to 'three working days'. Working days shall be from Monday to Friday and shall exclude all gazetted public holidays.
F.3.4	<p>The time and location for opening of the tender offers are: Time: 12H00 on Monday, 16 July 2021</p> <p>Location / Venue: Revenue Unit at the Finance Department of Greater Tzaneen Municipality, 38 Agatha Street, Civic Centre Building, Tzaneen, 0850</p>
F.3.5	A two-envelope system will <u>not be followed</u> .
F.3.11	<p>Evaluation of tender offers</p> <p>F.3.11.1 The procedure for evaluation of responsive Tender Offers will be Method 2: Functionality, Price and Preferences.</p> <p>F.3.11.3 The procedure for the evaluation of responsive tenders is Method 2 (Functionality, Price and Preferences). The weighting of tender price and preferences of the Tenderer will be done by way of a point system:</p> <ul style="list-style-type: none"> • 80 points are assigned to price; and • 20 points are assigned to preferences. <p>The total points for Price and Preferences must add up to 100 points. The financial offer will be scored using the formula:</p> <p><u>Formula for scoring the Financial Offer</u></p> $P_p = A \times \left(1 - \frac{P_t - P_{min}}{P_{min}}\right)$ <p>Where</p>

Clause Number	Data / Wording																																								
	<p> Pp = Preference points for price of tender under consideration; A = Points allocated to price (80 or 90); Pt = Rand value of tender under consideration; and P_{min} = Rand value of the lowest acceptable tender. </p> <p><u>Scoring Preference points</u></p> <p>The tenderer is required to submit a BEE Verification Certificate in accordance with the Construction Sector Codes of Practice promulgated in Gazette 32305 on 5 June 2009 (see Returnable Schedule L). See also www.sanas.co.za for details of accredited Verification Agencies.</p> <p>Up to 100 tender evaluation points will be awarded to tenderers who submit responsive tenders and who are found to be eligible for the preference claimed. Points are based on a tenderer's scorecard measured in terms of the Broad-Based Black Economic Empowerment Act (B-BBEE, Act 53 of 2003) and the Regulations (2011) to the Preferential Procurement Policy Framework Act (PPPFA, Act 5 of 2000).</p> <p>Points awarded will be according to a tenderer's B-BBEE status level of contributor and summarised in the table below:</p> <p>Table F.2: Preference Points based on B-BBEE status level of contributor.</p> <table border="1"> <thead> <tr> <th style="text-align: center;">Status Level of contributor</th> <th style="text-align: center;">Scorecard</th> <th style="text-align: center;">Preference Points based on scorecard (90/10 System)</th> <th style="text-align: center;">Preference Points based on scorecard (80/20 System)</th> </tr> </thead> <tbody> <tr> <td style="text-align: center;">1</td> <td style="text-align: center;">= 100 points</td> <td style="text-align: center;">10</td> <td style="text-align: center;">20</td> </tr> <tr> <td style="text-align: center;">2</td> <td style="text-align: center;">≥ 85 but < 100 points</td> <td style="text-align: center;">9</td> <td style="text-align: center;">18</td> </tr> <tr> <td style="text-align: center;">3</td> <td style="text-align: center;">≥ 75 but < 85 points</td> <td style="text-align: center;">8</td> <td style="text-align: center;">16</td> </tr> <tr> <td style="text-align: center;">4</td> <td style="text-align: center;">≥ 65 but < 75 points</td> <td style="text-align: center;">5</td> <td style="text-align: center;">12</td> </tr> <tr> <td style="text-align: center;">5</td> <td style="text-align: center;">≥ 55 but < 65 points</td> <td style="text-align: center;">4</td> <td style="text-align: center;">8</td> </tr> <tr> <td style="text-align: center;">6</td> <td style="text-align: center;">≥ 45 but < 55 points</td> <td style="text-align: center;">3</td> <td style="text-align: center;">6</td> </tr> <tr> <td style="text-align: center;">7</td> <td style="text-align: center;">≥ 40 but < 45 points</td> <td style="text-align: center;">2</td> <td style="text-align: center;">4</td> </tr> <tr> <td style="text-align: center;">8</td> <td style="text-align: center;">≥ 30 but < 40 points</td> <td style="text-align: center;">1</td> <td style="text-align: center;">2</td> </tr> <tr> <td style="text-align: center;">Non-compliant Contributor</td> <td style="text-align: center;">< 30 points</td> <td style="text-align: center;">0</td> <td style="text-align: center;">0</td> </tr> </tbody> </table> <p>Eligibility for preference points is subject to the following conditions:</p> <ol style="list-style-type: none"> A tenderer's scorecard shall be based on the Construction Sector Codes of Practice promulgated in Government Gazette 32305 of 5 June 2009; and The scorecard shall be submitted as a certificate attached to Returnable Schedule L; and The certificate shall have been issued by a registered verification agency accredited by the South African National Accreditation System (SANAS), as contemplated in the B-BBEE Framework for Accreditation and Verification by all Verification Agencies promulgated in the latest Government Notice; and The date of issue of the certificate must be less than 12 (twelve) months prior to the advertised tender closing date (see Tender Data F.2.15); and Compliance with any other information requested to be attached to Returnable Schedule L. <p><u>Total Scores for Financial and Preference</u></p> <p>The points scored for a Tenderer in respect of Financial must be added to the points scored for the B-BBEE preferences. Only the tender with the highest number of points may be selected, except in those instances permissible by legislation, practice notes or relevant policies.</p>	Status Level of contributor	Scorecard	Preference Points based on scorecard (90/10 System)	Preference Points based on scorecard (80/20 System)	1	= 100 points	10	20	2	≥ 85 but < 100 points	9	18	3	≥ 75 but < 85 points	8	16	4	≥ 65 but < 75 points	5	12	5	≥ 55 but < 65 points	4	8	6	≥ 45 but < 55 points	3	6	7	≥ 40 but < 45 points	2	4	8	≥ 30 but < 40 points	1	2	Non-compliant Contributor	< 30 points	0	0
Status Level of contributor	Scorecard	Preference Points based on scorecard (90/10 System)	Preference Points based on scorecard (80/20 System)																																						
1	= 100 points	10	20																																						
2	≥ 85 but < 100 points	9	18																																						
3	≥ 75 but < 85 points	8	16																																						
4	≥ 65 but < 75 points	5	12																																						
5	≥ 55 but < 65 points	4	8																																						
6	≥ 45 but < 55 points	3	6																																						
7	≥ 40 but < 45 points	2	4																																						
8	≥ 30 but < 40 points	1	2																																						
Non-compliant Contributor	< 30 points	0	0																																						

Clause Number	Data / Wording				
F.3.11.9	<p>All proposals will be evaluated in terms of functionality with maximum of 100 functionality points. All proposals meeting minimum scores of 70 points will be considered for the next final evaluation stage whereby proposals will be evaluated in terms of Price and Preference.</p> <p>The score for functionality will be calculated using the following formula:</p> $W_Q = W_2 \times \frac{S_o}{M_s}$ <p>Where:</p> <p>W₂ = is the percentage score given for quality and equals 100</p> <p>S_o = is the maximum possible score for quality allocated to the submission under consideration</p> <p>M_s = is the maximum possible score for quality in respect to the submission</p> <p>The quality will comprise scores for the following based on criteria indicated in the respective tender returnable schedules:</p>				
Evaluation Criteria		Scoring System A - Tender Rating (score 1 to 5)		B - Weighing	Tenderer Score
A	<p>Company Experience</p> <p>Note: Appointment letters and completion certificates of villages are required. The following information must be contained in the appointment letter:</p> <ol style="list-style-type: none"> Description Value Actual Construction period 				
1	Company/ Entity's work experience in Electrification Projects	3 or more electrification projects	5	40%	
		2 electrification projects	3		
		1 electrification projects	1		
		0 electrification projects	0		
2	Key Personnel	2.1 Site Agent or Supervisor		30%	
	Names of various employees occupying the positions must be stated; CV's, certified ID copies, and certified copies of qualifications must be attached in order to qualify for points.	Eskom Authorized (ORHVS) Site Agent with NQF Level 4 (Equivalent to N3 Nated Certificate) and has more than 5 years' experience in electrical works.	5		
		Eskom Authorized (ORHVS) Site Agent with NQF Level 4 (Equivalent to N3 Nated Certificate) and has 3 - 5 years' experience in electrical works.	3		
		Eskom Authorized (ORHVS) Site Agent with NQF Level 4 (Equivalent to N3 Nated Certificate) and has 1 - 2 years' experience in electrical works.	1		

Clause Number		Data / Wording			
		2.1 Safety Officer			
		Certificate in Safety Management and has more than 5 years' experience in electrical works.	5		
		Certificate in Safety Management and has 3 - 5 years' experience in electrical works.	3		
		Certificate in Safety Management and has 1 - 2 years' experience in electrical works.	1		
Evaluation Criteria		Scoring System		Maximum Score	Tenderer Score
4.	Availability of Plant & Equipment for electrification projects	Light delivery vehicle (LDV) and an 8-ton crane truck (e-natis certificate)	5	30%	
		Own and lease (letter of intent to hire from the lessor [owner])	3		
		Lease only (letter of intent to hire from the lessor [owner])	1		
		No attachments	0		
e-Natis as proof of ownership must be provided that equipment is owned by your company or letter of intent for leased equipment					
TOTAL EVALUATION POINTS SCORE FOR QUALITY, TENDERERS WITH A SCORE OF LESS THAN 70% WILL BE REJECTED AS NON-RESPONSIVE				100%	
B-BBEE POINTS ALLOCATION TABLE	B-BBEE STATUS LEVEL OF CONTRIBUTOR	NUMBER OF POINTS	POINTS CLAIMED BY TENDERER	ALLOCA - ED POINTS	
	1	20			
	2	18			
	3	16			
	4	10			
	5	8			
	6	6			
	7	4			
	8	2			
Non-contributor	0				

Clause Number	Data / Wording
F.3.13	<p>F.3.13.1 The legal requirements for acceptance of the tender offer are:</p> <ul style="list-style-type: none"> (a) Tender Defaulters Register - the Tenderer or any of its principals is <u>not</u> listed on the register of Tender Defaulters in terms of the Prevention and Combating of Corrupt Activities Act of 2004 as a person prohibited from doing business with the public sector. (b) Abuse of the SCM System - the Tenderer has <u>not</u> abused the Employer's Supply Chain Management System and has <u>not</u> been given a written notice to the effect that he has failed to perform on any previous contract. (c) Declaration - the Tenderer has indicated and declared whether or not a spouse, child or parent of the Tenderer is in the service of the State. (d) Fraud and Corruption - the Employer is satisfied that the Tenderer or any of his principals have <u>not influenced</u> the tender offer and acceptance by the following criteria: <ul style="list-style-type: none"> (i) having offered, promised or given a bribe or other gift or remuneration to any person in connection with the obtaining of this Contract; (ii) having acted in a fraudulent or corrupt manner in obtaining this Contract; (iii) having approached an officer or employee of the Employer or the Employer's Agent with the object of influencing the award of a Contract in the Tenderer's favour; (iv) having entered into any agreement or arrangement, whether legally binding or not, with any other person, firm or company to refrain from Tendering for this Contract or as to the amount of the Tender to be submitted by either party; (v) having disclosed to any other person, firm or company other than the Employer, the exact or approximate amount of his proposed Tender. <p>The Employer may, in addition to using any other legal remedies, repudiate the Tender offer and acceptance and declare the Contract invalid should it have been concluded already.</p>
F.3.17	<p>The number of paper copies of the signed contract to be provided by the Employer is one (1).</p>

T2: RETURNABLE DOCUMENTS

T2.1 LIST OF RETURNABLE DOCUMENTS

The following documents are to be completed and returned as they constitute the tender. Whilst many of the returnable are required for the purpose of evaluating the tenders, some will form part of the subsequent contract, as they form the basis of the tender offer. For this reason, it is very important that tenderers return all information requested.

T2.2 RETURNABLE SCHEDULES REQUIRED FOR TENDER RESPONSIVENESS AND FOR TENDER EVALUATION PURPOSES

A	Certificate of Attendance at Clarification Meeting	T16
B	Record of Addenda to Tender Documents	T17
C	Certificate of Authority	T18
D	Compulsory Enterprise Questionnaire	T23
E	Plant and Equipment	T25
F	Experience of Tenderer (Schedule of Work Satisfactorily Carried out by Tenderer) ..	T26
G	Proposed Subcontractors	T27
H	Key Personnel (Schedule)	T28
I	Deviations and Qualifications	T30
J	Contractor's Health and Safety Declaration	T31
K	Tenderer's BEE Verification Certificate	T33
L	Schedule of Alternative Tenders	T34
M	Tender's Participation in Job Creation Using Local Labour	T35
N	Tenderer's Banking Details	T36
O	Municipal Account for The Business / Directors Not Owing for More Than 90 Days or Municipal Account from Private Provider or Statement of Account from Landlord with Valid Lease Agreement.	T37
P	CIDB Registration Certificate	T38
Q	Proof of Registration of Bidder and Certified ID Copies of Owners/Directors/Shareholders	T39
R	CSD Summary Report (not Older than one month)	T40
S	Letter of Good Standing with the Compensation for Occupational Injuries and Diseases	T41
T	MBD 2: Tax Clearance Certificate Requirements	T40
U	MBD 4: Declaration of Interest	T43
V	MBD 5: Declaration for Procurement Above R10 Million (Vat Included)	T46
W	MBD 6.1 Preference Points Claim Form in Terms of The Preferential Procurement Regulations 2017	T47
X	MBD 6.2: Declaration Certificate for Local Production and Content for Designated Sectors	T52
Y	MBD 7.2: Contract Form – Rendering Services	T55
Z	MBD 8: Declaration of Bidder's Past Supply Chain Management Practices	T57
AA	MBD 9: Certificate of Independent Bid Determination	T59

BB	Preliminary Construction Programme (and Monthly Cashflow)	C39
----	---	-----

NOTE: The Tenderer is required to complete each and every schedule and form listed above to the best of his ability as the evaluation of tenders and the eventual contract will be based on the information provided by the Tenderer. Failure of a Tenderer to complete the schedules and forms to the satisfaction of the Employer may lead to rejection on the grounds that the tender is not responsive.

T2.3 RETURNABLE SCHEDULES THAT WILL BE INCORPORATED INTO THE CONTRACT (to be attached with submission)

- Record of Addenda
- Amendments and qualifications
- Form of Offer and Acceptance*
- Contract Data
- Form of guarantee
- Occupational Health and Safety Agreement
- Schedule of Price

A. CERTIFICATE OF ATTENDANCE AT CLARIFICATION MEETING

This is to certify that (*Tenderer*)

of (*address*)

.....

was represented by the person(s) named below at the compulsory clarification meeting held for all Tenderers **Greater Tzaneen Municipality, 38 Agatha Street, Civic Centre Building, Tzaneen, 0850. (Refer to the Clarification Meeting Venue Plan in Section T1.1)**

I / We acknowledge that the purpose of the meeting was to acquaint myself / ourselves with the site of the works and / or matters incidental to doing the work specified in the tender documents in order for me / us to take account of everything necessary when compiling our rates and prices included in the tender.

Particulars of person attending the meeting:

Name: Signature:

Capacity:

Attendance of the above person at the meeting is confirmed by the Employer's agent, namely:

Name: Signature:

Capacity: Date and Time:

Municipal Stamp

B. RECORD OF ADDENDA TO TENDER DOCUMENTS

I / We confirm that the following communications received from the Employer or his representative before the date of submission of this tender offer, amending the tender documents, have been taken into account in this tender offer and are attached hereto.

ADDENDUM No.	DATE

Please attach all Addenda to this page

SIGNATURE:

DATE:

(Of person authorised to sign on behalf of the Tenderer)

C. CERTIFICATE OF AUTHORITY

The Tenderer must indicate the enterprise status by ticking the appropriate box hereunder.

(I) SOLE PROPRIETOR	(II) CLOSE CORPORATION	(III) PARTNERSHIP	(IV) COMPANY	(V) JOINT VENTURE

The Tenderer must complete the relevant certificate/s set out hereafter or must provide a certificate authorising the signatory on behalf of the enterprise(s).

(I) CERTIFICATE FOR SOLE PROPRIETOR

I....., hereby confirm that I am the sole owner of the
 business trading as:.....

Specimen Signature of Sole Owner:

Date:

(II) CERTIFICATE FOR CLOSE CORPORATION

I / We, the undersigned, being the key members in the business trading as.....
 Hereby authorise Mr/Ms,
 acting in the capacity of, to sign all documents in
 connection with the tender for Contract No. and any contract resulting
 from it on our behalf.

Signatures of Members:

NAME	ADDRESS	SIGNATURE	DATE

Note: *This certificate is to be completed and signed by all of the key members upon whom rests the direction of the affairs of the Close Corporation as a whole.*

Specimen Signature of Signatory:

Date:

(III) CERTIFICATE FOR PARTNERSHIP

We, the undersigned, being the key partners in the business trading as

.....

hereby authorise Mr/Ms

acting in the capacity of, to sign all documents in connection with the

tender for Contract No. and any contract resulting from it on

our behalf.

NAME	ADDRESS	SIGNATURE	DATE

Note: *This certificate is to be completed and signed by all of the key partners upon whom rests the direction of the affairs of the Partnership as a whole.*

Specimen Signature of Signatory:

Date:

(IV) CERTIFICATE FOR COMPANY

I, chairperson of the Board of Directors

of, hereby confirm that by resolution of the Board

(copy attached) taken on 20.....,

Mr/Ms, acting in the capacity of

....., was authorised to sign all documents in connection with this tender and any contract resulting from it on behalf of the company.

Signature of Chairman:

Specimen Signature of Signatory:

Date:

(V) CERTIFICATE FOR JOINT VENTURE

We, the undersigned, are submitting this tender offer in Joint Venture and hereby authorize

Mr/Ms.....authorized signatory of the company ,.....

acting in the capacity of lead partner, to sign all documents in connection with the tender offer for Contract No SCMU 14/2021

.....and any contract resulting from it, on our behalf.

This authorization is evidenced by the attached power of attorney signed by legally authorized signatories of all the partners to the Joint Venture.

<i>NAME OF FIRM</i>	<i>ADDRESS</i>	<i>AUTHORIZING SIGNATURE NAME AND CAPACITY</i>
Lead Partner		

Note: *This certificate is to be completed and signed by all of the key partners upon whom rests the direction of the affairs of the Partnership as a whole.*

D. COMPULSORY ENTERPRISE QUESTIONNAIRE

PART 1: PARTICULARS AND RECORD OF SERVICE OF THE STATE

The following particulars must be furnished:

Section 1: Name of enterprise:			
Section 2: VAT registration number:			
Section 3: CIDB registration number:			
Section 4: Particulars of sole proprietors and partners in partnerships			
Name*	Identity number*	Personal income tax number*	
<i>* Complete only if sole proprietor or partnership, and attach separate page if more than three partners</i>			
Section 5: Particulars of companies and close corporations			
Company registration number:			
Close corporation number:			
Tax reference number:			
Section 6: Record of service of the state			
Indicate, by marking the relevant boxes with a cross, if any sole proprietor, partner in a partnership or director, manager, principal shareholder or stakeholder in a company or close corporation is currently serving or has served within the last 12 months as any of the following:			
<input type="checkbox"/> a member of any municipal council <input type="checkbox"/> a member of any provincial legislature <input type="checkbox"/> a member of the National Assembly or the National Council of Province <input type="checkbox"/> a member of the board of directors of any municipal entity <input type="checkbox"/> an official of any municipality or municipal entity		<input type="checkbox"/> an employee of any provincial department, national or provincial public entity or constitutional institution within the meaning of the Public Finance Management Act, 1999 (Act 1 of 1999) <input type="checkbox"/> a member of an accounting authority of any national or provincial public entity <input type="checkbox"/> an employee of Parliament or a provincial legislature	
If any of the above boxes are marked, disclose the following:			
Name of sole proprietor, partner, director, manager, principal shareholder or stakeholder**	Name of institution, public office, board or organ of state served and position held**	Status of service (tick appropriate column)**	
		Current	Within last 12 months
<i>** Attach additional pages if more space is required</i>			

Section 7: Record of spouses, children and parents in the service of the state

Indicate, by marking the relevant boxes with a cross, if any spouse, child or parent of a sole proprietor, partner in a partnership or director, manager, principal shareholder or stakeholder in a company or close corporation is currently serving or has served within the last 12 months as any of the following:

- | | |
|--|---|
| <input type="checkbox"/> a member of any municipal council | <input type="checkbox"/> an employee of any provincial department, national or provincial public entity or constitutional institution within the meaning of the Public Finance Management Act, 1999 (Act 1 of 1999) |
| <input type="checkbox"/> a member of any provincial legislature | <input type="checkbox"/> a member of an accounting authority of any national or provincial public entity |
| <input type="checkbox"/> a member of the National Assembly or the National Council of Province | <input type="checkbox"/> an employee of Parliament or a provincial legislature |
| <input type="checkbox"/> a member of the board of directors of any municipal entity | |
| <input type="checkbox"/> an official of any municipality or municipal entity | |

If any of the above boxes are marked, disclose the following:

Name of spouse, child or parent***	Name of institution, public office, board or organ of state served and position held***	Status of service (tick appropriate column)***	
		Current	Within last 12 months

*** Attach additional pages if more space is required

The undersigned, who warrants that he/she is duly authorised to do so on behalf of the enterprise:

- (i) authorizes the Employer to obtain a tax clearance certificate from the South African Revenue Services that my / our tax matters are in order;
- (ii) confirms that neither the name of the enterprise nor the name of any partner, manager, director or other person, who wholly or partly exercises, or may exercise, control over the enterprise, appears on the Register of Tender Defaulters established in terms of the Prevention and Combating of Corrupt Activities Act of 2004;
- (iii) confirms that no partner, member, director or other person, who wholly or partly exercises, or may exercise, control over the enterprise, has within the last five years been convicted of fraud or corruption;
- (iv) confirms that I am not / we are not associated, linked or involved with any other tendering entities submitting tender offers and that I / we have no other relationship with any of the tenderers or those responsible for compiling the scope of work that could cause or be interpreted as a conflict of interest;
- (v) confirms that the information provided above in Sections 1 to 7 of Form C: Part 1 is within my personal knowledge and is to the best of my belief both true and correct.

Signed: Date:

Name: Position:

Enterprise name:

E. PLANT AND EQUIPMENT

The following are lists of major items of relevant equipment that I / we presently own or lease and will have available for this contract if my / our tender is accepted.

(a) **Details of major plant and equipment owned by me / us and immediately available for this contract:**

DESCRIPTION (type, size, capacity, etc.)	QUANTITY	YEAR OF MANUFACTURE

Attach additional pages if more space is required

(b) **Details of major plant and equipment that will be hired or acquired for this contract if my / our tender is accepted:**

DESCRIPTION (type, size, capacity, etc.)	QUANTITY	HOW ACQUIRED	
		HIRE/BUY	SOURCE

Attach additional pages if more space is required

The Tenderer undertakes to bring onto site without additional cost to the Employer any additional plant not listed but which may be necessary to complete the contract within the specified contract period.

SIGNATURE:

DATE:

(of person authorised to sign on behalf of the Tenderer)

F. EXPERIENCE OF TENDERER

The following is a statement of work of similar nature recently successfully executed by myself / ourselves:

EMPLOYER: CONTACT PERSON AND TELEPHONE NUMBER	CONSULTING ENGINEER: CONTACT PERSON AND TELEPHONE NUMBER	NATURE OF WORK	VALUE OF WORK (inclusive of VAT)	DATE COMPLETED OR EXPECTED TO BE COMPLETED

Attach additional pages if more space is required

SIGNATURE:

DATE:

(of person authorised to sign on behalf of the Tenderer)

G. PROPOSED SUBCONTRACTORS

I/We hereby notify you that it is my/our intention to employ the following subcontractors for work under this contract. If I/we am/are awarded a contract I/we agree that this notification does not change the requirement for me/us to submit the names of proposed subcontractors in accordance with the requirements of the contract for such appointments.

Acceptance of this tender shall not be construed as approval of all or any of the listed subcontractors. Should any of or all of the subcontractors not be approved subsequent to the acceptance of the tender, it shall in no way invalidate this tender, and the tendered unit rates for the various items of work shall remain final and binding, even in the event of a subcontractor not listed below being approved by the Employer.

NAMES AND ADDRESSES OF PROPOSED SUBCONTRACTORS	NATURE AND EXTENT OF WORK TO BE SUBCONTRACTED	PREVIOUS EXPERIENCE WITH SUBCONTRACTOR

Attach additional pages if more space is required

SIGNATURE:

DATE:

(of person authorised to sign on behalf of the Tenderer)

H. KEY PERSONNEL

The Tenderer must insert in the spaces provided below a list of the key personnel to be employed in the construction of the Works together with a resumé of their experience with particular reference to the construction of similar Works.

The Tenderer shall attach the curriculum vitae of the listed key personnel to the next page.

DESIGNATION	NAMES	PROJECT TYPE	VALUE OF WORK	YEAR COMPLETED
<p>Contract Manager. Proof of registration with BSc or BTechEng, (Preferably a SACPCMP or PMP registered individual)</p> <p>Qualified Site Agent or Supervisor with a Valid Eskom Authorisation (ORHVS).</p> <p>Lead Linesman with a Trade Test or an Eskom approved LV&MV Construction Certificate.</p> <p>Safety / SHEQ Officer. Proof of Safety Health and Environmental Qualification and SACPCMP registration.</p>				

Attach additional pages if more space is required

SIGNATURE:
(of person authorised to sign on behalf of the Tenderer)

DATE:

CURRICULUM VITAE OF KEY PERSONNEL

[Curriculum Vitae of key personnel to be attached here]

Name:	Date of birth:
Profession:	Nationality:
Qualifications:	
Professional Registration Number (If applicable):	
Name of Employer (Enterprise):	
Current Position:	Number of Years with Enterprise:
<u>Employment Record:</u>	
<u>Experience Record Pertinent to Construction Industry:</u>	

I. DEVIATIONS AND QUALIFICATIONS

Should the Tenderer wish to make any deviation from or any qualification to the Special Conditions of Contract, Specifications, Schedule of Quantities, or Drawings, or should he wish to qualify the tender in any way, he shall indicate the proposals clearly hereunder or alternatively on photocopies of the original tender documentation which shall be attached to this page.

SECTION	PAGE	DEVIATION OR QUALIFICATION, INCLUDING REFERENCE CLAUSE OR ITEM NUMBER

Attach additional pages if more space is required

SIGNATURE:

DATE:

(of person authorised to sign on behalf of the Tenderer)

J. CONTRACTOR'S HEALTH AND SAFETY DECLARATION

In terms of Clause 5(1)(h) of the OHS Act 1993 Construction Regulations 2014 (referred to as "the Regulations" hereafter), a Contractor may only be appointed to perform construction work if the Employer is satisfied that the Contractor has the necessary competencies and resources to carry out the work safely in accordance with the Occupational Health and Safety Act No 85 of 1993 and the OHS Act 1993 Construction Regulations 2014.

To that effect a person duly authorised by the Tenderer must complete and sign the declaration hereafter in detail.

Declaration by Tenderer

1. I the undersigned hereby declare and confirm that I am fully conversant with the Occupational Health and Safety Act No 85 of 1993 (as amended by the Occupational Health and Safety Amendment Act No 181 of 1993), and the OHS Act 1993 Construction Regulations 2014.
2. I hereby declare that my company has the competence and the necessary resources to safely carry out the construction work under this contract in compliance with the Construction Regulations and the Employer's Health and Safety Specifications.
3. I propose to achieve compliance with the Regulations by one of the following:
 - (a) From my own competent resources as detailed in 4(a) hereafter: ***Yes / No**
 - (b) From my own resources still to be appointed or trained until competency is achieved, as detailed in 4(b) hereafter: ***Yes / No**
 - (c) From outside sources by appointment of competent specialist subcontractors as detailed in 4(c) hereafter: ***Yes / No**

(* = delete whatever is not applicable)

4. Details of resources I propose:

Note: Competent resources shall include safety personnel such as the construction manager, construction health and safety officer and construction supervisor as defined in Regulation 8, and competent persons as defined in the OHS Act 1993 Construction Regulations 2014, as applicable to this contract.

(a) Details of the competent and qualified key persons from my company's own resources, who will form part of the contract team:

NAMES OF COMPETENT PERSONS	POSITIONS TO BE FILLED BY COMPETENT PERSONS

(b) Details of training of persons from my company's own resources (or to be hired) who still have to be trained to achieve the necessary competency:

(i) By whom will training be provided?

(ii) When will training be undertaken?

(iii) List the positions to be filled by persons to be trained or hired:

.....

.....

(c) Details of competent resources to be appointed as subcontractors if competent persons cannot be supplied from own company:

Name of proposed subcontractor:

Qualifications or details of competency of the subcontractor:

.....

.....

5. I hereby undertake, if my tender is accepted, to provide, before commencement of the works under the contract, a suitable, sufficiently documented and coherent site specific Health and Safety Plan in accordance with Regulation 7(1)(a) of the Construction Regulations, which plan shall be subject to approval by the Employer.

6. I confirm that copies of my company's approved Health and Safety Plan, the Employer's Health and Safety Specifications as well as the OHS 1993 Construction Regulations 2014 will be provided on site and will at all times be available for inspection by the Contractor's personnel, the Employer's personnel, the Engineer, visitors, and officials and inspectors of the Department of Labour.

7. I hereby confirm that adequate provision has been made in my tendered rates and prices in the schedule of quantities to cover the cost of all resources, actions, training and all health and safety measures envisaged in the OHS 1993 Construction Regulations 2014, and that I will be liable for any penalties that may be applied in terms of the said Regulations (Regulation 33) for failure on the Contractor's part to comply with the provisions of the Act and the Regulations.

8. I agree that my failure to complete and execute this declaration to the satisfaction of the Employer will mean that I am unable to comply with the requirements of the OHS 1993 Construction Regulations 2014 and accept that my tender will be prejudiced and may be rejected at the discretion of the Employer.

SIGNATURE:

DATE:

(of person authorised to sign on behalf of the Tenderer)

K. TENDERER'S BEE VERIFICATION CERTIFICATE

Notes to tenderer:

1. The tenderer shall attach to this form a valid original or original certified copy of the BBEE verification certificate issued by SANAS in accordance with the Construction Sector Codes of Practice promulgated in Gazette 32305 on 5 June 2009 subject to such certificate having been issued before 17 February 2016, alternatively submit the B-BBEE verification certificate issued in accordance with the revised Notice of Clarification published in Notice 444 of 2015 of Government Gazette No.38799 on 15 May 2015 by the Department of Trade and Industry.
2. A Sworn Affidavit signed and stamped by commissioner of oath
3. In the event of a joint venture (JV), a consolidated B-BBEE verification certificate in the name of the JV shall be attached.
4. The attached verification certificate and the associated assessment report shall identify:
 - a. The name and domicilium citandi et executandi of the tenderer.
 - b. The registration and VAT number of the tenderer.
 - c. The dates of granting of the B-BBEE score and the period of validity.
 - d. The expiry date of the verification certificate.
 - e. A unique identification number.
 - f. The standard and/or normative document, including the issue and/or revision used to evaluate the tenderer.
 - g. The name and/or mark/logo of the B-BBEE verification agency or registered auditor.
 - h. The category (Generic, QSE, Exempt) in which the tenderer has been measured.
 - i. The B-BBEE status level.
 - j. The South African National Accreditation System (SANAS) or Independent Regulatory Board of Auditors (IRBA) logo on the verification certificate once verification agencies have been accredited.
 - k. The B-BBEE procurement recognition level.
 - l. The score achieved per B-BBEE element.
 - m. The % black shareholding.
 - n. The % black women shareholding.
 - o. The % black persons with disabilities
 - p. The value added status of the tenderer.
5. The Employer will not be responsible to acquire data that it needs for its own reporting systems and which may not form part of a verification agency's standard certificate format

The tenderer, at its own cost, must acquire any missing specified data listed in 3 above from its selected verification agency or registered auditor and have it recorded on the certificate. Alternatively, such missing data must be supplied separately, but certified as correct by the same verification agency or registered auditor and also attached to this form. Failure to abide by this requirement will result in such tenderer scoring zero preference.

L. SCHEDULE OF ALTERNATIVE TENDERS

An alternative offer or design will be considered only if the tender for the original items has been fully priced and completed.

Such alternative offers shall be described, measured and priced in sufficient detail to enable the Employer to evaluate the alternative. The Tenderer shall set out the proposal clearly hereunder or alternatively on photocopies of the original tender documentation which shall be attached to this page.

SECTION	PAGE	ALTERNATIVE OFFER, INCLUDING REFERENCE CLAUSE OR ITEM NUMBER

SIGNATURE: DATE:

(of person authorised to sign on behalf of the Tenderer)

M. TENDERER’S PARTICIPATION IN JOB CREATION USING LOCAL LABOUR

The Contractor shall be required to participate in job creation (employment of local labour) by executing various portions of the Works using local labour, recruited through a process as agreed with Greater Tzaneen Municipality Project Manager, from within the local community of Mavele in the vicinity of the project.

The creation of one job shall mean the employment, for any period of time, of one unskilled labourer from the local community who is a South African Citizen with his/her own unique South African identity document. Proof of citizenship may be audited during the contract period.

The Tenderer shall note the requirements for Job Creation Reporting for EPWP as set out by Government. Requirements of the Expanded Public Works Programme (EPWP) of the project specifications.

The minimum number of jobs to be created using local unskilled labour shall be as set out in the table below.

In order for an offer to be considered responsive, the Tenderer shall complete the table below by indicating the minimum number of jobs that he/she intends to create in terms of job creation participation during the contract period, and this number shall not be less than the minimum stated in the table.

TENDERER’S DECLARATION WITH RESPECT TO PARTICIPATION IN JOB CREATION USING LOCAL LABOUR:

I/We hereby tender to participate in job creation through the employment of local labour by creating the following number of jobs using unskilled labour recruited from the local community:

Labour category	Minimum number of jobs to be created	Tenderer’s number of jobs to be created
Unskilled labour	10	

The undersigned, who warrants that he/she is duly authorized to do so on behalf of the Tenderer, confirms that he/she understands the conditions for such participation and confirms that the tender satisfies the conditions for participation in job creation through the employment of local labour.

Name:

Duly authorized to sign on behalf of:

SIGNATURE:

DATE:

(Of person authorised to sign on behalf of the Tenderer)

N. TENDERER’S BANKING DETAILS

The tenderer shall attach to this form a letter from the bank at which he declares he conducts his account. The contents of the bank’s letter shall include the information requested in (a) to (e) below, and shall in addition state the credit rating that the bank accords the tenderer for the business envisaged by this tender. Failure to provide the required letter with the tender submission may render the tenderer’s offer unresponsive in terms of subclause F.3.8 of the Conditions of Tender.

In addition to attaching the aforementioned letter from the bank, the tenderer shall also on this Form O complete the banking details required in (a) to (e) below.

In the event that the tenderer is a joint venture enterprise, details for all the members of the joint venture shall similarly be provided and attached to this Form O.

- (a) Name of account holder:
 - (b) Account number:
 - (c) Bank name:
 - (d) Branch number:
 - (e) Bank rating (include confirmation from bank or financial institution):
 - (f) Bank and branch contact details:
-
-
-
-
-

SIGNATURE:

DATE:

(of person authorised to sign on behalf of the Tenderer)

O. MUNICIPAL ACCOUNT FOR THE BUSINESS AND DIRECTOR (S) NOT OWING FOR MORE THAN 90 DAYS OR MUNICIPAL ACCOUNT OF FROM PRIVATE PROVIDER OR STATEMENT OF ACCOUNT FROM THE LANDLORDS WITH VALID LEASE AGREEMENT

Submit the following:

Up to date Municipal Account not older than three (3) months and not over three (3) months in arrears for the Entity / Proof that acknowledgements or arrangements have been made to settle arrears / Affidavit stating why an up-to-date municipal account cannot be submitted/ statement of account from the landlords with valid lease agreement.

Up to date Municipal Account not older than three (3) months and not over three (3) months in arrears for the Director (s) or Member (s) / Proof that acknowledgements or arrangements have been made to settle arrears / Affidavit stating why an up-to-date municipal account cannot be submitted/ statement of account from the landlords with valid lease agreement.

P. CONTRACTOR'S CERTIFICATE OF REGISTRATION WITH CIDB

Attached hereto is my/ our Contractor's Certificate of Registration with CIDB. My failure to submit the certificate with my/our tender document will lead to the conclusion that I am/we are not registered with the CIDB and therefore not eligible to tender.

Q. PROOF OF REGISTRATION OF THE BIDDER

- Natural persons - certified copy of ID document/ passport
- Partnership - copy of Partnership Agreement plus IDs of all partners
- Company- certified CM29
- Company - certified CM29 and certified copy of ID document/ passport
- Close Corporation- Certified copy of CK1 and/or CK2C and certified copy of ID document/ passport
- Trust- letter of appointment from the Master of the High Court of SA and deed of trust
- JV/Consortium- JV/Consortium Agreement plus CIPC and/or certified copies of ID documents of all JV/Consortium partners

R. CSD SUMMARY REPORT

(Important note to Tenderer: Proof of Central Supplier Data Base registration (CSD) valid (not older than one month) on tender closing date must be inserted here)

S. LETTER OF GOOD STANDING WITH THE COMPENSATION FOR OCCUPATIONAL INJURIES AND DISEASES

(Important note to Tenderer: Certificates of good standing with the Compensation Commissioner must be inserted here)

T. MBD 2: TAX CLEARANCE CERTIFICATE REQUIREMENTS

The Tenderer is to attach a Tax Clearance Certificate or a Valid Tax Compliant Verification PIN number issued by SARS issued by the South African Revenue Services (SARS) to this page.

BIDDER'S TAX OBLIGATION

It is a condition of bid that the taxes of the successful bidder must be in order, or that satisfactory arrangements have been made with South African Revenue Service (SARS) to meet the bidder's tax obligations.

1 In order to meet this requirement bidders are required to complete in full the attached form TCC 001 "Application for a Tax Clearance Certificate" and submit it to any SARS branch office nationally. The Tax Clearance Certificate Requirements are also applicable to foreign bidders/individuals who wish to submit bids.

2 SARS will then furnish the bidder with a Tax Clearance Certificate that will be valid for a period of 1 (one) year from the date of approval.

3 The original Tax Clearance Certificate must be submitted together with the bid. Failure to submit the original and valid Tax Clearance Certificate will result in the invalidation of the bid. Certified copies of the Tax Clearance Certificate will not be acceptable.

4 In bids where Consortia / Joint Ventures / Sub-contractors are involved, each party must submit a separate Tax Clearance Certificate.

5 Copies of the TCC 001 "Application for a Tax Clearance Certificate" form are available from any SARS branch office nationally or on the website www.sars.gov.za.

6 Applications for the Tax Clearance Certificates may also be made via eFiling. In order to use this provision, taxpayers will need to register with SARS as eFilers through the website www.sars.gov.za.

U. MBD 4: DECLARATION OF INTEREST

1. No bid will be accepted from persons in the service of the state¹.
2. Any person, having a kinship with persons in the service of the state, including a blood relationship, may make an offer or offers in terms of this invitation to bid. In view of possible allegations of favouritism, should the resulting bid, or part thereof, be awarded to persons connected with or related to persons in service of the state, it is required that the bidder or their authorised representative declare their position in relation to the evaluating/adjudicating authority.
- 3 In order to give effect to the above, the following questionnaire must be completed and submitted with the bid.**

3.1 Full Name of bidder or his or her representative:.....

3.2 Identity Number:

3.3 Position occupied in the Company (director, trustee, shareholder²):.....

3.4 Company Registration Number:

3.5 Tax Reference Number:.....

3.6 VAT Registration Number:

3.7 The names of all directors / trustees / shareholders members, their individual identity numbers and state employee numbers must be indicated in paragraph 4 below.

3.8 Are you presently in the service of the state? **YES / NO**

3.8.1 If yes, furnish particulars.

.....

¹MSCM Regulations: "in the service of the state" means to be –

- (a) a member of –
 - (i) any municipal council;
 - (ii) any provincial legislature; or
 - (iii) the national Assembly or the national Council of provinces;
- (b) a member of the board of directors of any municipal entity;
- (c) an official of any municipality or municipal entity;
- (d) an employee of any national or provincial department, national or provincial public entity or constitutional institution within the meaning of the Public Finance Management Act, 1999 (Act No.1 of 1999);
- (e) a member of the accounting authority of any national or provincial public entity; or
- (f) an employee of Parliament or a provincial legislature.

² Shareholder" means a person who owns shares in the company and is actively involved in the management of the company or business and exercises control over the company.

3.9 Have you been in the service of the state for the past twelve months? **YES / NO**

3.9.1 If yes, furnish particulars.....

3.10 Do you have any relationship (family, friend, other) with persons in the service of the state and who may be involved with the evaluation and or adjudication of this bid? **YES / NO**

3.10.1 If yes, furnish particulars.

3.11 Are you, aware of any relationship (family, friend, other) between any other bidder and any persons in the service of the state who may be involved with the evaluation and or adjudication of this bid? **YES / NO**

3.11.1 If yes, furnish particulars

3.

3.12 Are any of the company's directors, trustees, managers, principle shareholders or stakeholders in service of the state? **YES / NO**

3.12.1 If yes, furnish particulars.

3.13 Are any spouse, child or parent of the company's directors trustees, managers, principle shareholders or stakeholders in service of the state? **YES / NO**

3.13.1 If yes, furnish particulars.

3.14 Do you or any of the directors, trustees, managers, principle shareholders, or stakeholders of this company have any interest in any other related companies or business whether or not they are bidding for this contract. **YES / NO**

3.14.1 If yes, furnish particulars:

4. Full details of directors / trustees / members / shareholders.

Full Name	Identity Number	State Employee Number

.....
Signature

.....
Date

.....
Name of Bidder

.....
Capacity of signatory

V. MBD5: DECLARATION FOR PROCUREMENT ABOVE R10 MILLION (VAT INCLUDED)

For all procurement expected to exceed R10 million (VAT included), bidders must complete the following questionnaire:

1. Are you by law required to prepare annual financial statements for auditing? **YES/NO**

If yes, submit audited annual financial statements for the past three years or since the date of establishment if established during the past three years.

.....
.....

2. Do you have any outstanding undisputed commitments for Municipal services towards a municipality or any other service provider in respect of which payment is overdue for more than 30 days? **YES / NO**

2.1 If no, this serves to certify that the bidder has no undisputed commitments for municipal services towards a municipality or other service provider in respect of which payment is overdue for more than 30 days.

2.2 If yes, provider particulars.

.....
.....
.....
.....

3. Has any contract been awarded to you by an organ of state during the past five years, including particulars of any material non-compliance or dispute concerning the execution of such contract? **YES / NO**

3.1 If yes, furnish particulars

.....
.....

4. Will any portion of goods or services be sourced from outside the Republic, and, if so, what portion and whether any portion of payment from the municipality / municipal entity is expected to be transferred out of the Republic? **YES / NO**

4.1 If yes, furnish the particulars

.....
.....

SIGNATURE:

DATE:

(of person authorised to sign on behalf of the Tenderer)

W. MBD 6.1: PREFERENCE POINTS CLAIM FORM IN TERMS OF THE PREFERENTIAL PROCUREMENT REGULATIONS 2017

This preference form must form part of all bids invited. It contains general information and serves as a claim form for preference points for Broad-Based Black Economic Empowerment (B-BBEE) Status Level of Contribution

NB: BEFORE COMPLETING THIS FORM, BIDDERS MUST STUDY THE GENERAL CONDITIONS, DEFINITIONS AND DIRECTIVES APPLICABLE IN RESPECT OF B-BBEE, AS PRESCRIBED IN THE PREFERENTIAL PROCUREMENT REGULATIONS, 2017.

1. GENERAL CONDITIONS

1.1 The following preference point systems are applicable to all bids:

- the 80/20 system for requirements with a Rand value of up to R50 000 000 (all applicable taxes included); and
- the 90/10 system for requirements with a Rand value above R50 000 000 (all applicable taxes included).

1.2

a) The value of this bid is estimated to not exceed R50 000 000 (all applicable taxes included) and therefore the 80/20 preference point system shall be applicable.

1.3 Points for this bid shall be awarded for:

- (a) Price; and
- (b) B-BBEE Status Level of Contributor.

1.4 The maximum points for this bid are allocated as follows:

	POINTS
PRICE	80
B-BBEE STATUS LEVEL OF CONTRIBUTOR	20
Total points for Price and B-BBEE must not exceed	100

1.5 Failure on the part of a bidder to submit proof of B-BBEE Status level of contributor together with the bid, will be interpreted to mean that preference points for B-BBEE status level of contribution are not claimed.

1.6 The purchaser reserves the right to require of a bidder, either before a bid is adjudicated or at any time subsequently, to substantiate any claim in regard to preferences, in any manner required by the purchaser.

2. DEFINITIONS

- (a) **“B-BBEE”** means broad-based black economic empowerment as defined in section 1 of the Broad-Based Black Economic Empowerment Act;
- (b) **“B-BBEE status level of contributor”** means the B-BBEE status of an entity in terms of a code of good practice on black economic empowerment, issued in terms of section 9(1) of the Broad-Based Black Economic Empowerment Act;
- (c) **“bid”** means a written offer in a prescribed or stipulated form in response to an invitation by an organ of state for the provision of goods or services, through price quotations, advertised competitive bidding processes or proposals;
- (d) **“Broad-Based Black Economic Empowerment Act”** means the Broad-Based Black Economic Empowerment Act, 2003 (Act No. 53 of 2003);

- (e) “**EME**” means an Exempted Micro Enterprise in terms of a code of good practice on black economic empowerment issued in terms of section 9 (1) of the Broad-Based Black Economic Empowerment Act;
- (f) “**functionality**” means the ability of a tenderer to provide goods or services in accordance with specifications as set out in the tender documents.
- (g) “**prices**” includes all applicable taxes less all unconditional discounts;
- (h) “**proof of B-BBEE status level of contributor**” means:
- 1) B-BBEE Status level certificate issued by an authorized body or person;
 - 2) A sworn affidavit as prescribed by the B-BBEE Codes of Good Practice;
 - 3) Any other requirement prescribed in terms of the B-BBEE Act;
- (i) “**QSE**” means a qualifying small business enterprise in terms of a code of good practice on black economic empowerment issued in terms of section 9 (1) of the Broad-Based Black Economic Empowerment Act;
- (j) “**rand value**” means the total estimated value of a contract in Rand, calculated at the time of bid invitation, and includes all applicable taxes;

3. POINTS AWARDED FOR PRICE

3.1 THE 80/20 OR 90/10 PREFERENCE POINT SYSTEMS

A maximum of 80 or 90 points is allocated for price on the following basis:

$$P_s = 80 \left(1 - \frac{P_t - P_{\min}}{P_{\min}} \right) \quad \text{or} \quad P_s = 90 \left(1 - \frac{P_t - P_{\min}}{P_{\min}} \right)$$

Where

- P_s = Points scored for price of bid under consideration
- P_t = Price of bid under consideration
- P_{\min} = Price of lowest acceptable bid

4. POINTS AWARDED FOR B-BBEE STATUS LEVEL OF CONTRIBUTOR

- 4.1 In terms of Regulation 6 (2) and 7 (2) of the Preferential Procurement Regulations, preference points must be awarded to a bidder for attaining the B-BBEE status level of contribution in accordance with the table below:

B-BBEE Status Level of Contributor	Number of points (90/10 system)	Number of points (80/20 system)
1	10	20
2	9	18
3	6	14
4	5	12
5	4	8
6	3	6
7	2	4
8	1	2
Non-compliant contributor	0	0

5. BID DECLARATION

5.1 Bidders who claim points in respect of B-BBEE Status Level of Contribution must complete the following:

6. B-BBEE STATUS LEVEL OF CONTRIBUTOR CLAIMED IN TERMS OF PARAGRAPHS 1.4 AND 4.1

6.1 B-BBEE Status Level of Contributor: = (maximum of 10 or 20 points)
 (Points claimed in respect of paragraph 7.1 must be in accordance with the table reflected in paragraph 4.1 and must be substantiated by relevant proof of B-BBEE status level of contributor.

7. SUB-CONTRACTING

7.1 Will any portion of the contract be sub-contracted?

(***Tick applicable box***)

YES	<input type="checkbox"/>	NO	<input type="checkbox"/>
-----	--------------------------	----	--------------------------

7.1.1 If yes, indicate:

- i) What percentage of the contract will be subcontracted.....%
- ii) The name of the sub-contractor.....
- iii) The B-BBEE status level of the sub-contractor.....
- iv) Whether the sub-contractor is an EME or QSE
 (***Tick applicable box***)

YES	<input type="checkbox"/>	NO	<input type="checkbox"/>
-----	--------------------------	----	--------------------------

v) Specify, by ticking the appropriate box, if subcontracting with an enterprise in terms of Preferential Procurement Regulations, 2017:

Designated Group: An EME or QSE which is at last 51% owned by:	EME	QSE
	√	√
Black people		
Black people who are youth		
Black people who are women		
Black people with disabilities		
Black people living in rural or underdeveloped areas or townships		
Cooperative owned by black people		
Black people who are military veterans		
OR		
Any EME		
Any QSE		

8. DECLARATION WITH REGARD TO COMPANY/FIRM

8.1 Name of company/firm:.....

8.2 VAT registration number:.....

8.3 Company registration number:.....

8.4 TYPE OF COMPANY/ FIRM

- Partnership/Joint Venture / Consortium
 - One person business/sole propriety
 - Close corporation
 - Company
 - (Pty) Limited
- [TICK APPLICABLE BOX]

8.5 DESCRIBE PRINCIPAL BUSINESS ACTIVITIES

.....

8.6 COMPANY CLASSIFICATION

- Manufacturer
 - Supplier
 - Professional service provider
 - Other service providers, e.g. transporter, etc.
- [TICK APPLICABLE BOX]

8.7 MUNICIPAL INFORMATION

Municipality where business is situated:

Registered Account Number:

Stand Number:.....

8.8 Total number of years the company/firm has been in business:.....

8.9 I/we, the undersigned, who is / are duly authorised to do so on behalf of the company/firm, certify that the points claimed, based on the B-BBE status level of contributor indicated in paragraphs 1.4 and 6.1 of the foregoing certificate, qualifies the company/ firm for the preference(s) shown and I / we acknowledge that:

- i) The information furnished is true and correct;
- ii) The preference points claimed are in accordance with the General Conditions as indicated in paragraph 1 of this form;
- iii) In the event of a contract being awarded as a result of points claimed as shown in paragraphs 1.4 and 6.1, the contractor may be required to furnish documentary proof to the satisfaction of the purchaser that the claims are correct;
- iv) If the B-BBEE status level of contributor has been claimed or obtained on a fraudulent basis or any of the conditions of contract have not been fulfilled, the purchaser may, in addition to any other remedy it may have –
 - (a) disqualify the person from the bidding process;
 - (b) recover costs, losses or damages it has incurred or suffered as a result of that person's conduct;
 - (c) cancel the contract and claim any damages which it has suffered as a result of having to make less favourable arrangements due to such cancellation;
 - (d) recommend that the bidder or contractor, its shareholders and directors, or

only the shareholders and directors who acted on a fraudulent basis, be restricted by the National Treasury from obtaining business from any organ of state for a period not exceeding 10 years, after the *audi alteram partem* (hear the other side) rule has been applied; and

- (e) forward the matter for criminal prosecution.

WITNESSES

1.

2.

.....
SIGNATURE(S) OF BIDDERS(S)

DATE:

ADDRESS

.....

.....

X. MBD 6.2: DECLARATION CERTIFICATE FOR LOCAL PRODUCTION AND CONTENT FOR DESIGNATED SECTORS

This Municipal Bidding Document (MBD) must form part of all bids invited. It contains general information and serves as a declaration form for local content (local production and local content are used interchangeably).

Before completing this declaration, bidders must study the General Conditions, Definitions, Directives applicable in respect of Local Content as prescribed in the Preferential Procurement Regulations, 2017, the South African Bureau of Standards (SABS) approved technical specification number SATS 1286:2011 (Edition 1) and the Guidance on the Calculation of Local Content together with the Local Content Declaration Templates [Annex C (Local Content Declaration: Summary Schedule), D (Imported Content Declaration: Supporting Schedule to Annex C) and E (Local Content Declaration: Supporting Schedule to Annex C)].

1. General Conditions

- 1.1. Preferential Procurement Regulations, 2017 (Regulation 8) make provision for the promotion of local production and content.
- 1.2. Regulation 8.(2) prescribes that in the case of designated sectors, organs of state must advertise such tenders with the specific bidding condition that only locally produced or manufactured goods, with a stipulated minimum threshold for local production and content will be considered.
- 1.3. Where necessary, for tenders referred to in paragraph 1.2 above, a two stage bidding process may be followed, where the first stage involves a minimum threshold for local production and content and the second stage price and B-BBEE.
- 1.4. A person awarded a contract in relation to a designated sector, may not sub-contract in such a manner that the local production and content of the overall value of the contract is reduced to below the stipulated minimum threshold.
- 1.5. The local content (LC) expressed as a percentage of the bid price must be calculated in accordance with the SABS approved technical specification number SATS 1286: 2011 as follows:

$$LC = [1 - x / y] * 100$$

Where

- x is the imported content in Rand
y is the bid price in Rand excluding value added tax (VAT)

Prices referred to in the determination of x must be converted to Rand (ZAR) by using the exchange rate published by South African Reserve Bank (SARB) on the date of advertisement of the bid as indicated in paragraph 3.1 below.

The SABS approved technical specification number SATS 1286:2011 is accessible on [http://www.thedti.gov.za/industrial development/ip.jsp](http://www.thedti.gov.za/industrial%20development/ip.jsp) at no cost.

- 1.6. A bid may be disqualified if this Declaration Certificate and the Annex C (Local Content Declaration: Summary Schedule) are not submitted as part of the bid documentation;

2. The stipulated minimum threshold(s) for local production and content (refer to Annex A of SATS 1286:2011) for this bid is/are as follows:

<u>Description of services, works or goods</u>	<u>Stipulated minimum threshold</u>
Transformers	≥ 100%
Electrification Hardware	≥ 100%

3. Does any portion of the goods or services offered have any imported content?

(Tick applicable box)

YES		NO	
-----	--	----	--

3.1 If yes, the rate(s) of exchange to be used in this bid to calculate the local content as prescribed in paragraph 1.5 of the general conditions must be the rate(s) published by SARB for the specific currency on the date of advertisement of the bid.

The relevant rates of exchange information is accessible on www.resbank.co.za

Indicate the rate(s) of exchange against the appropriate currency in the table below (refer to Annex A of SATS 1286:2011):

Currency	Rates of exchange
US Dollar	
Pound Sterling	
Euro	
Yen	
Other	

NB: Bidders must submit proof of the SARB rate (s) of exchange used.

4. Where, after the award of a bid, challenges are experienced in meeting the stipulated minimum threshold for local content the dti must be informed accordingly in order for the dti to verify and in consultation with the AO/AA provide directives in this regard.

LOCAL CONTENT DECLARATION
(REFER TO ANNEX B OF SATS 1286:2011)

LOCAL CONTENT DECLARATION BY CHIEF FINANCIAL OFFICER OR OTHER LEGALLY RESPONSIBLE PERSON NOMINATED IN WRITING BY THE CHIEF EXECUTIVE OR SENIOR MEMBER/PERSON WITH MANAGEMENT RESPONSIBILITY (CLOSE CORPORATION, PARTNERSHIP OR INDIVIDUAL)

IN RESPECT OF BID NO.

ISSUED BY: (Procurement Authority / Name of Institution):
.....

NB

- 1 The obligation to complete, duly sign and submit this declaration cannot be transferred to an external authorized representative, auditor or any other third party acting on behalf of the bidder.
- 2 Guidance on the Calculation of Local Content together with Local Content Declaration Templates (Annex C, D and E) is accessible on <http://www.thedti.gov.za/industrial-development/ip.jsp>. Bidders should first complete Declaration D. After completing Declaration D, bidders should complete Declaration E and then consolidate the information on Declaration C. **Declaration C should be submitted with the bid documentation at the closing date and time of the bid in order to substantiate the declaration made in paragraph (c) below.** Declarations D and E should be kept by the bidders for verification purposes for a period of at least 5 years. The successful bidder is required to continuously update Declarations C, D and E with the actual values for the duration of the contract.

I, the undersigned, (full names), do hereby declare, in my capacity as of

.....(name of bidder entity), the following:

- (a) The facts contained herein are within my own personal knowledge.
- (b) I have satisfied myself that:
 - (i) the goods/services/works to be delivered in terms of the above-specified bid comply with the minimum local content requirements as specified in the bid, and as measured in terms of SATS 1286:2011; and
- (c) The local content percentage (%) indicated below has been calculated using the formula given in clause 3 of SATS 1286:2011, the rates of exchange indicated in paragraph 3.1 above and the information contained in Declaration D and E which has been consolidated in Declaration C:

Bid price, excluding VAT (y)	R
Imported content (x), as calculated in terms of SATS 1286:2011	R
Stipulated minimum threshold for local content (paragraph 3 above)	
Local content %, as calculated in terms of SATS 1286:2011	

If the bid is for more than one product, the local content percentages for each product contained in Declaration C shall be used instead of the table above.

The local content percentages for each product has been calculated using the formula given in clause 3 of SATS 1286:2011, the rates of exchange indicated in paragraph 3.1 above and the information contained in Declaration D and E.

- (d) I accept that the Procurement Authority / Institution has the right to request that the local content be verified in terms of the requirements of SATS 1286:2011.
- (e) I understand that the awarding of the bid is dependent on the accuracy of the information furnished in this application. I also understand that the submission of incorrect data, or data that are not verifiable as described in SATS 1286:2011, may result in the Procurement Authority / Institution imposing any or all of the remedies as provided for in Regulation 14 of the Preferential Procurement Regulations, 2017 promulgated under the Preferential Policy Framework Act (PPPFA), 2000 (Act No. 5 of 2000).

SIGNATURE: _____

WITNESS No. 1 _____

DATE: _____

WITNESS No. 2 _____

DATE: _____

Y. MBD 7.2: CONTRACT FORM - RENDERING OF SERVICES

THIS FORM MUST BE FILLED IN DUPLICATE BY BOTH THE SERVICE PROVIDER (PART 1) AND THE PURCHASER (PART 2). BOTH FORMS MUST BE SIGNED IN THE ORIGINAL SO THAT THE SERVICE PROVIDER AND THE PURCHASER WOULD BE IN POSSESSION OF ORIGINALLY SIGNED CONTRACTS FOR THEIR RESPECTIVE RECORDS.

PART 1 (TO BE FILLED IN BY THE SERVICE PROVIDER)

1. I hereby undertake to render services described in the attached bidding documents to Greater Tzaneen Municipality in accordance with the requirements and task directives / proposals specifications stipulated in Bid Number SCMU 14/2021 at the price/s quoted. My offer/s remain binding upon me and open for acceptance by the Purchaser during the validity period indicated and calculated from the closing date of the bid .
2. The following documents shall be deemed to form and be read and construed as part of this agreement:
 - (i) Bidding documents, viz
 - Invitation to bid;
 - Tax clearance certificate;
 - Pricing schedule(s);
 - Filled in task directive/proposal;
 - Preference claims for Broad Based Black Economic Empowerment Status Level of Contribution in terms of the Preferential Procurement Regulations 2011;
 - Declaration of interest;
 - Declaration of bidder's past SCM practices;
 - Certificate of Independent Bid Determination;
 - Special Conditions of Contract;
 - (ii) General Conditions of Contract; and
 - (iii) Other (specify)
3. I confirm that I have satisfied myself as to the correctness and validity of my bid; that the price(s) and rate(s) quoted cover all the services specified in the bidding documents; that the price(s) and rate(s) cover all my obligations and I accept that any mistakes regarding price(s) and rate(s) and calculations will be at my own risk.
4. I accept full responsibility for the proper execution and fulfilment of all obligations and conditions devolving on me under this agreement as the principal liable for the due fulfillment of this contract.
5. I declare that I have no participation in any collusive practices with any bidder or any other person regarding this or any other bid.
6. I confirm that I am duly authorised to sign this contract.

NAME (PRINT)

CAPACITY

SIGNATURE

NAME OF FIRM

DATE

WITNESSES	
1
2
DATE:	

CONTRACT FORM - RENDERING OF SERVICES

PART 2 (TO BE FILLED IN BY THE PURCHASER)

1. I..... in my capacity as accept your bid under reference numberdated.....for the rendering of services indicated hereunder and/or further specified in the annexure(s).
2. An official order indicating service delivery instructions is forthcoming.
3. I undertake to make payment for the services rendered in accordance with the terms and conditions of the contract, within 30 (thirty) days after receipt of an invoice.

DESCRIPTION OF SERVICE	PRICE (ALL APPLICABLE TAXES INCLUDED)	COMPLETION DATE	B-BBEE STATUS LEVEL OF CONTRIBUTION	MINIMUM THRESHOLD FOR LOCAL PRODUCTION AND CONTENT (if applicable)

4. I confirm that I am duly authorized to sign this contract.

SIGNED ATON.....

NAME (PRINT)

SIGNATURE

OFFICIAL STAMP

WITNESSES

1

2

DATE:

Z. MBD 8: DECLARATION OF BIDDER'S PAST SUPPLY CHAIN MANAGEMENT PRACTICES

- 1 This Municipal Bidding Document must form part of all bids invited.
- 2 It serves as a declaration to be used by municipalities and municipal entities in ensuring that when goods and services are being procured, all reasonable steps are taken to combat the abuse of the supply chain management system.
- 3 The bid of any bidder may be rejected if that bidder, or any of its directors have:
- abused the municipality's / municipal entity's supply chain management system or committed any improper conduct in relation to such system;
 - been convicted for fraud or corruption during the past five years;
 - willfully neglected, reneged on or failed to comply with any government, municipal or other public sector contract during the past five years; or
 - been listed in the Register for Tender Defaulters in terms of section 29 of the Prevention and Combating of Corrupt Activities Act (No 12 of 2004).
- 4 **In order to give effect to the above, the following questionnaire must be completed and submitted with the bid.**

Item	Question	Yes	No
4.1	Is the bidder or any of its directors listed on the National Treasury's Database of Restricted Suppliers as companies or persons prohibited from doing business with the public sector? (Companies or persons who are listed on this Database were informed in writing of this restriction by the Accounting Officer/Authority of the institution that imposed the restriction after the <i>audi alteram partem</i> rule was applied). The Database of Restricted Suppliers now resides on the National Treasury's website(www.treasury.gov.za) and can be accessed by clicking on its link at the bottom of the home page.	Yes <input type="checkbox"/>	No <input type="checkbox"/>
4.1.1	If so, furnish particulars:		
4.2	Is the bidder or any of its directors listed on the Register for Tender Defaulters in terms of section 29 of the Prevention and Combating of Corrupt Activities Act (No 12 of 2004)? The Register for Tender Defaulters can be accessed on the National Treasury's website (www.treasury.gov.za) by clicking on its link at the bottom of the home page.	Yes <input type="checkbox"/>	No <input type="checkbox"/>
4.2.1	If so, furnish particulars:		
4.3	Was the bidder or any of its directors convicted by a court of law (including a court of law outside the Republic of South Africa) for fraud or corruption during the past five years?	Yes <input type="checkbox"/>	No <input type="checkbox"/>

4.3.1	If so, furnish particulars:		
Item	Question	Yes	No
4.4	Does the bidder or any of its directors owe any municipal rates and taxes or municipal charges to the municipality / municipal entity, or to any other municipality / municipal entity, that is in arrears for more than three months?	Yes <input type="checkbox"/>	No <input type="checkbox"/>
4.4.1	If so, furnish particulars:		
4.5	Was any contract between the bidder and the municipality / municipal entity or any other organ of state terminated during the past five years on account of failure to perform on or comply with the contract?	Yes <input type="checkbox"/>	No <input type="checkbox"/>
4.7.1	If so, furnish particulars:		

CERTIFICATION

I, THE UNDERSIGNED (FULL NAME)
CERTIFY THAT THE INFORMATION FURNISHED ON THIS DECLARATION FORM TRUE AND CORRECT.

I ACCEPT THAT, IN ADDITION TO CANCELLATION OF A CONTRACT, ACTION MAY BE TAKEN AGAINST ME SHOULD THIS DECLARATION PROVE TO BE FALSE.

.....
Signature

.....
Date

.....
Position

.....
Name of Bidder

AA. MBD9: CERTIFICATE OF INDEPENDENT BID DETERMINATION

1. This Standard Bidding Document (MBD) must form part of all bids¹ invited.
2. Section 4 (1) (b) (iii) of the Competition Act No. 89 of 1998, as amended, prohibits an agreement between, or concerted practice by, firms, or a decision by an association of firms, if it is between parties in a horizontal relationship and if it involves collusive bidding (or bid rigging).² Collusive bidding is a pe se prohibition meaning that it cannot be justified under any grounds.
3. Treasury Regulation 16A9 prescribes that accounting officers and accounting authorities must take all reasonable steps to prevent abuse of the supply chain management system and authorizes accounting officers and accounting authorities to:
 - a. disregard the bid of any bidder if that bidder, or any of its directors have abused the institution’s supply chain management system and or committed fraud or any other improper conduct in relation to such system.
 - b. cancel a contract awarded to a supplier of goods and services if the supplier committed any corrupt or fraudulent act during the bidding process or the execution of that contract.
4. This MBD serves as a certificate of declaration that would be used by institutions to ensure that, when bids are considered, reasonable steps are taken to prevent any form of bid-rigging.
5. In order to give effect to the above, the attached Certificate of Bid Determination (MBD 9) must be completed and submitted with the bid:

CERTIFICATE OF INDEPENDENT BID DETERMINATION

I, the undersigned, in submitting the accompanying tender:

.....
(Tender Number and Description)

in response to the invitation for the tender made by:

Greater Tzaneen Municipality

do hereby make the following statements that I certify to be true and complete in every respect:

I certify, on behalf of:that:
(Name of Tenderer)

<p>I have read and I understand the contents of this Certificate; I understand that the accompanying tender will be disqualified if this Certificate is found not to be true and complete in every respect; I am authorized by the tenderer to sign this Certificate, and to submit the accompanying tender, on behalf of the tenderer; Each person whose signature appears on the accompanying tender has been authorized by the tenderer to determine the terms of and to sign the tender, on behalf of the tenderer.</p> <p>For the purposes of this Certificate and the accompanying tender, I understand that the word “competitor” shall include any individual or organization, other than the tenderer, whether or not affiliated with the tenderer, who:</p> <p>(a) has been requested to submit a tender in response to this tender invitation; (b) could potentially submit a tender in response to this tender invitation, based on their qualifications, abilities or experience; and</p>
--

- (c) provides the same goods and services as the tenderer and/or is in the same line of business as the tenderer.

The tenderer has arrived at the accompanying tender independently from, and without consultation, communication, agreement or arrangement with any competitor. However, communication between partners in a joint venture or consortium will not be construed as collusive tendering.

In particular, without limiting the generality of the preceding paragraphs above, there has been no consultation, communication, agreement or arrangement with any competitor regarding:

- (a) prices;
 - (b) geographical area where the products or services will be rendered (market allocation);
 - (c) methods, factors or formulas used to calculate prices;
 - (d) the intention or decision to submit or not submit a tender;
 - (e) the submission of a tender which does not meet the specifications and conditions of the tender;
- or
- (f) tendering with the intention not to win the tender.

In addition, there have been no consultations, communications, agreements or arrangements with any competitor regarding the quality, quantity, specifications and conditions or delivery particulars of the products or services to which this tender invitation relates.

The terms of the accompanying tender have not been, and will not be, disclosed by the tenderer, directly or indirectly, to any competitor, prior to the date and time of the official tender opening and of the awarding of the contract.

I am aware that, in addition and without prejudice to any other remedy provided to combat any restrictive practices related to tenders and contracts, tenders that are suspicious will be reported to the Competition Commission for investigation and possible imposition of administrative penalties in terms of section 59 of the Competition Act No 89 of 1998 and/or may be reported to the National Prosecuting Authority (NPA) for criminal investigation and/or such tenderers may be restricted from conducting business with the public sector for a period not exceeding ten (10) years in terms of the Prevention and Combating of Corrupt Activities Act No 12 of 2004 or any other applicable legislation.

.....
Signature

.....
Date

.....
Full name of signatory

.....
Capacity of signatory

CONTRACT

C1: AGREEMENTS AND CONTRACT DATA

C2: PRICING DATA

C3: SCOPE OF WORK

C4: SITE INFORMATION

CONTRACT

TABLE OF CONTENTS	Page	Colour
C1: AGREEMENTS AND CONTRACT DATA		
C1.1: FORM OF OFFER AND ACCEPTANCE.....	C3	Yellow
C1.2: CONTRACT DATA.....	C7	Yellow
C1.2.1: CONDITIONS OF CONTRACT.....	C8	Yellow
C1.2.2: PART A: DATA PROVIDED BY THE EMPLOYER	C9	Yellow
PART B: DATA PROVIDED BY THE CONTRACTOR	C13	Yellow
C1.3: PERFORMANCE GUARANTEE	C14	White
C1.4: AGREEMENT IN TERMS OF SECTION 37(2) OF THE OCCUPATIONAL HEALTH AND SAFETY ACT No 85 OF 1993.....	C17	White
C1.5: RETENTION MONEY GUARANTEE	C19	White
C1.6: TRANSFER OF RIGHTS	C21	White
C2: PRICING DATA		
C2.1: PRICING INSTRUCTIONS	C22	Yellow
C2.2: SCHEDULE OF QUANTITIES	C26	Yellow
C3: SCOPE OF WORK		
TABLE OF CONTENTS	C40	Blue
C3.1: STANDARD SPECIFICATIONS.....	C41	Blue
C3.2: PROJECT SPECIFICATIONS	C49	Blue
C3.3: PARTICULAR SPECIFICATIONS.....	C72	Blue
C4: SITE INFORMATION		
C4.1: LOCALITY PLAN	C87	Green
C4.2: EXAMPLE OF CONTRACT SIGNBOARD DETAILS	C88	Green

C1: AGREEMENTS AND CONTRACT DATA

C1.1 FORM OF OFFER AND ACCEPTANCE

A. OFFER

The Employer, identified in the Acceptance signature block, has solicited offers to enter into a contract in respect of the following works:

Tender No. SCMU 14/2021: ELECTRIFICATION OF HOUSEHOLDS AT MAVELE - PHASE 5

The Tenderer, identified in the Offer signature block below, has examined the documents listed in the Tender Data and addenda thereto as listed in the Tender Schedules, and by submitting this Offer has accepted the Conditions of Tender.

By the representative of the Tenderer, deemed to be duly authorised, signing this part of this Form of Offer and Acceptance, the Tenderer offers to perform all of the obligations and liabilities of the Contractor under the Contract including compliance with all its terms and conditions according to their true intent and meaning for an amount to be determined in accordance with the Conditions of Contract identified in the Contract Data.

The offered total of the prices inclusive of Value Added Tax is:

Amount in Words.....
.....
.....

R..... (in figures)

This Offer may be accepted by the Employer by signing the Acceptance part of this Form of Offer and Acceptance and returning one copy of this document to the Tenderer before the end of the period of validity stated in the Tender Data, whereupon the Tenderer becomes the party named as the Contractor in the Conditions of Contract identified in the Contract Data.

Signature: (of person authorised to sign the tender):

Name: (of signatory in capitals):

Capacity: (of Signatory):

Name of Tenderer: (organisation):

Address:

Telephone number: Fax number:

Witness:

Signature:

Name: (in capitals):

Date:

[Failure of a Tenderer to sign this form will invalidate the tender]

B. ACCEPTANCE

By signing this part of the Form of Offer and Acceptance, the Employer identified below accepts the Tenderer's Offer. In consideration thereof, the Employer shall pay the Contractor the amount due in accordance with the Conditions of Contract identified in the Contract Data. Acceptance of the Tenderer's Offer shall form an agreement between the Employer and the Tenderer upon the terms and conditions contained in this Agreement and in the Contract that is the subject of this Agreement.

The terms of the contract are contained in

- Part 1 Agreements and Contract Data (which includes this Agreement)
- Part 2 Pricing Data, including the Schedule of Quantities
- Part 3 Scope of Work
- Part 4 Site Information

and the schedules, forms, drawings and documents or parts thereof, which may be incorporated by reference into Parts 1 to 4 above.

Deviations from and amendments to the documents listed in the Tender Data and any addenda thereto listed in the Tender Schedules as well as any changes to the terms of the Offer agreed by the Tenderer and the Employer during this process of offer and acceptance, are contained in the Schedule of Deviations attached to and forming part of this Agreement. No amendments to or deviations from said documents are valid unless contained in this Schedule, which must be duly signed by the authorised representatives of both parties.

The Tenderer shall deliver the Guarantee in terms of Clause 6.2.1 of the General Conditions of Contract 2015 within the period stated in the Contract Data, and he shall, immediately after receiving a completed copy of this Agreement, including the Schedule of Deviations (if any), contact the Employer's agent (whose details are given in the Contract Data) to arrange the delivery of any other bonds, guarantees, proof of insurance and any other documentation to be provided in terms of the Conditions of Contract identified in the Contract Data, within 14 days of the date on which this Agreement comes into effect. Failure to fulfil any of these obligations in accordance with those terms shall constitute a repudiation of this Agreement.

Notwithstanding anything contained herein, this Agreement comes into effect on the date when the Tenderer receives one fully completed original copy of this document, including the Schedule of Deviations (if any). Unless the Tenderer (now Contractor) within five days of the date of such receipt notifies the Employer in writing of any reason why he cannot accept the contents of this Agreement, this Agreement shall constitute a binding contract between the parties.

Signature:

Name: *(in capitals)*

Capacity:

Name of Employer *(organisation)*

Address:

.....

Witness: Signature: **Name:**

Date:

C. SCHEDULE OF DEVIATIONS

The extent of deviations from the tender documents issued by the Employer prior to the tender closing date is limited to those permitted in terms of the Tender Data and the Conditions of Tender.

A Tenderer's covering letter will not necessarily be included in the final contract document. Should any matter in such letter, which constitutes a deviation as aforesaid, become the subject of agreement reached during the process of offer and acceptance, the outcome of such agreement shall be recorded here.

Any other matter arising from the process of offer and acceptance either as a confirmation, clarification or change to the tender documents and which it is agreed by the Parties becomes an obligation of the contract shall also be recorded here.

Any change or addition to the tender documents arising from the above agreement and recorded here shall also be incorporated into the final draft of the Contract.

- 1. **Subject:**
Details:
.....
- 2. **Subject:**
Details:
.....
- 3. **Subject:**
Details:
.....
- 4. **Subject:**
Details:
.....
- 5. **Subject:**
Details:
.....
- 6. **Subject:**
Details:
.....

By the duly authorised representatives signing this Schedule of Deviations, the Employer and the Tenderer agree to and accept the foregoing Schedule of Deviations as the only deviations from and amendments to the documents listed in the Tender Data and addenda thereto as listed in the Tender Schedules, as well as any confirmation, clarification or change to the terms of the offer agreed by the Tenderer and the Employer during this process of offer and acceptance.

It is expressly agreed that no other matter whether in writing, oral communication or implied during the period between the issue of the tender documents and the receipt by the Tenderer of a completed signed copy of this Agreement shall have any meaning or effect in the contract between the parties arising from this Agreement.

FOR THE TENDERER:

Signature:

Name:

Capacity:

Tenderer: *(Name and address of organisation)*
.....

Witness:

Signature:

Name:

Date:

FOR THE EMPLOYER:

Signature:

Name:

Capacity:

Employer: *(Name and address of organisation)*
.....

Witness:

Signature:

Name:

Date:

C1.2: CONTRACT DATA**C1.2.1: CONDITIONS OF CONTRACT**

TABLE OF CONTENTS	PAGE NO.
C1.2.1.1 GENERAL CONDITIONS OF CONTRACT	C8
C1.2.1.2 SPECIAL CONDITIONS OF CONTRACT	C8
C1.2.1.2.1 GENERAL	C8
C1.2.1.2.2 AMENDMENTS TO THE GCC 2015.....	C8

C1.2.1 CONDITIONS OF CONTRACT**C1.2.1.1 GENERAL CONDITIONS OF CONTRACT**

This Contract will be based on the "General Conditions of Contract for Construction Works, Third Edition, 2015", issued by the South African Institution of Civil Engineering (abbreviated title: "GCC 2015").

It is agreed that the only variations from the GCC 2015 are those set out hereafter under "C1.2.1.2 SPECIAL CONDITIONS OF CONTRACT".

C1.2.1.2 SPECIAL CONDITIONS OF CONTRACT**C1.2.1.2.1 GENERAL**

These Special Conditions of Contract (SCC) form an integral part of the Contract. The Special Conditions of Contract shall amplify, modify or supersede, as the case may be, the GCC 2015 to the extent specified below, and shall take precedence and shall govern.

The clauses of the Special Conditions of Contract hereafter are numbered "SCC" followed in each case by the number of the applicable clause or subclause in the GCC 2015, and the applicable heading, or (where a new special condition that has no relation to the existing clauses is introduced) by a number that follows after the last clause number in the GCC 2015, and an appropriate heading.

C1.2.1.2.2 AMENDMENTS TO THE GCC 2015**SCC 1.1 Definitions**

Add the following to the end of subclause 1.1:

"1.1.1.35 "Target Enterprise" means an enterprise as defined in Part E: Small Contractor Development of section C3.3 Particular Specifications in Part C3: Scope of works."

SCC 4.1.1 Extent of Contractor's obligations

Add the following new paragraph to the end of subclause 4.1.1:

"If the contractor fails to achieve the monetary value of the target set by the Employer for contract participation by Targeted Enterprise in terms of Part E: Small Contractor Development of Section C3.3 Particular Specifications in Part C3: Scope of Works, the Contractor shall be liable to the employer for a sum calculated in accordance with the Contract Data and the aforementioned Scope of Works as a penalty for such underachievement."

SCC 6.8.2 Application of Contract Price Adjustment Factor

Add the following to the end of subclause 6.8.2:

“Referring to the “CONTRACT PRICE ADJUSTMENT SCHEDULE” on page 72 of the GCC 2015, delete the four consecutive paragraphs describing the symbols “L”, “P”, “M” and “F” respectively, and replace them with the following:

“L” is the “Labour Index” and shall be the Consumer Price Index for the province and applicable area as stated in the Contract Data, and as published in Table 14 of the “Additional tables” of the Statistical release P0141 of Statistics South Africa.

“P” is the “Plant Index” and shall be the Producer Price Index for “Plant or similar” as published in Table 4 of the Statistical release P0151 of Statistics South Africa.

“M” is the “Materials Index” and shall be the Producer Price Index for “Electrical material or similar ” industry as published in Table 3 of the Statistical release P0151 of Statistics South Africa.

“F” is the “Fuel Index” and shall be the Producer Price Index for “Diesel fuel” as published in Table 4 of the Statistical release P0151 of Statistics South Africa.”

C1.2.2: CONTRACT DATA (Applicable to this contract)**PART A: DATA PROVIDED BY THE EMPLOYER**

The following contract specific data are applicable to this contract.

REFERENCE	CONTRACT SPECIFIC DATA PROVIDED BY THE EMPLOYER
1.	GENERAL
Clause 1.1.1.13:	The Defects Liability Period is 12 months.
Clause 1.1.1.14:	The time for achieving Practical Completion is <u>4 months</u> from the Commencement Date, including non-working days and special non-working days.
Clause 1.1.1.26:	Pricing Strategy: The Contract is to be a Re-measurement Contract.
Clause 1.1.1.15:	Name of Employer: Greater Tzaneen Municipality represented by The Municipal Manager.
Clause 1.2.1.2:	Address of Employer: Greater Tzaneen Municipality 38 Agatha Street, Civic Centre Building, Tzaneen, 0850 P O Box 24 Tzaneen 0850
Clause 1.1.1.16:	Name of Employer's Agent: Calibre Group Holdings (Pty) Ltd
Clause 1.2.1.2:	Address of Employer's Agent: Nicholas Manqoba Nkosi, PrTechEng 28 Hendrik Potgieter Street eMalahleni 1034
4.	CONTRACTOR'S GENERAL OBLIGATIONS
Clause 4.1.1 as modified by SCC 4.1.1	The penalty for failing to achieve the monetary value of the target set by the Employer for contract participation by Targeted Enterprise in terms of Part E: Small Contractor Development of section C3.3 Particular Specifications in Part C3: Scope of Works, is 10% of the monetary value by which the achieved monetary value falls short of the target monetary value.
5.	TIME AND RELATED MATTERS
Clause 5.3.1:	The Contractor shall commence executing the Works within 28 days of the Commencement Date. The documents required before commencement with Works execution are: <ul style="list-style-type: none"> • Health and Safety Plan (Refer to Clause 4.3) • Initial Programme (Refer to Clause 5.6) • Security (Refer to Clause 6.2) • Insurance (Refer to Clause 8.6) • Form C1.4 'Agreement in terms of Section 37(2) of the Occupational Health and Safety Act No. 85 of 1993' to be signed by the Contractor and the Employer (refer to Clause 4.3 of the GCC 2015 and to paragraph E9. Contractor's Responsibilities in Part E of C3.3 Particular Specifications in the project specifications).
Clause 5.3.2:	The abovementioned documentation required before commencement with Works execution is to be submitted within <u>14 days</u> of the Commencement Date.
Clause 5.8.1	The non-working days are Sundays. The special non-working days are the construction industry year end break and the following statutory public holidays as declared by National Government:

REFERENCE	CONTRACT SPECIFIC DATA PROVIDED BY THE EMPLOYER
	<p>New Year's Day, Human Rights Day, Good Friday, Family Day, Freedom Day, Workers' Day, Youth Day, National Women's Day, Heritage Day, Day of Reconciliation, Christmas Day and the Day of Goodwill.</p> <p>The construction industry year end break commences on the first working day after 15 December and ends on the first working day after 5 January of the following year.</p>
Clause 5.13.1:	The penalty for failing to complete the Works is 0,05% of the total Tender Sum per day, up to a maximum limit of twenty-five thousand rand per day.
Clause 5.16.3:	The latent defects period is 10 years.

6.	PAYMENT AND RELATED MATTERS
Clause 6.2.1:	The security to be provided by the Contractor shall be: Performance guarantee of 8% of the first One Million Rand plus 3.5% of the balance of the Accepted Contract Price.
Clause 6.5.1.2.3:	The percentage allowance to cover overhead charges is 15%.
Clause 6.8.2:	<p>The value of the certificates issued shall be adjusted in accordance with the Contract Price Adjustment Schedule with the following values:</p> <p>The values of the coefficients for calculating the Contract Price Adjustment Factor are:</p> <ul style="list-style-type: none"> • a = 0.20 • b = 0.35 • c = 0.35 • d = 0.10 <p>The "Consumer Price Index" will be as for the province of Limpopo for the area of Greater Tzaneen.</p> <p>The base month is the month prior to the month in which the closing date for the tender falls.</p>
Clause 6.8.3:	Price adjustments for variations in the costs of special materials are allowed.
Clause 6.10.1.5:	The percentage advance on materials not yet built into the Permanent Works is 80%.
Clause 6.10.3:	<p>The percentage retention on the amounts due to the Contractor is 10%.</p> <p>The limit of retention money is 5% of the first One Million Rand plus 1.6% of the remaining amount of the tender offer excluding contract price adjustment, contingencies and VAT.</p> <p>A Retention Money Guarantee is permitted.</p>
8.	RISKS AND RELATED MATTERS
Clause 8.6.1.1.2:	The value of materials supplied by the Employer to be included in the insurance sum is <u>nil</u> .
Clause 8.6.1.1.3:	The amount to cover professional fees for repairing damage and loss to be included in the insurance sum is <u>R100 000.00 (one hundred thousand Rands only)</u> .

Clause 8.6.1.2:	Special Risks Insurance issued by SASRIA is required.
Clause 8.6.1.3:	The limit of indemnity for liability insurance is <u>R10 000 000,00 (ten million Rands only)</u> for any single liability claim. Liability insurance shall include spread of fire risk.
10.	CLAIMS AND DISPUTES
Clause 10.4.2, 10.7.1:	Failing Amicable Settlement, unresolved Disputes shall be referred to Arbitration.
E1003 Refer to Part C3: Scope of Works, section C3.3 Particular Specifications, Part E: Small Contractor Development	<p>CONTRACT PARTICIPATION</p> <p>Requirements in terms of Reconstruction Development Programme.</p> <p>Target Values In this contract the minimum target value shall be as follows:</p> <ul style="list-style-type: none"> • Labour Maximisation: 10% • ABE Support: 25% • HID Supervisory staff: 10% • <p>The penalties for not reaching required target values will be calculated at 20% of the difference between the set target values and the actual target values achieved by the contractor at the completion of the works.</p> <p>No bonuses for achieving the set target values are applicable.</p>

C1.2.2: CONTRACT DATA (Applicable to this contract)

PART B: DATA PROVIDED BY THE CONTRACTOR

The following contract specific data are applicable to this contract.

REFERENCE	CONTRACT SPECIFIC DATA PROVIDED BY THE CONTRACTOR						
<p>1.</p> <p>Clause 1.1.1.9:</p> <p>Clause 1.2.1.2:</p>	<p>GENERAL</p> <p>Name of the Contractor:</p> <p>.....</p> <p>The contractor's address for receipt of communication is:</p> <p>.....</p> <p>.....</p> <p>.....</p> <p>Telephone:</p> <p>eMail:</p>						
<p>Clause 37.2.2.3</p>	<p>The percentage allowance to cover all charges for the contractor's and subcontractor's profits, timekeeping clerical work, insurance, establishment, superintendence and the use of hand tools is.....%</p>						
<p>6.</p> <p>Clause 6.8.3:</p>	<p>PAYMENT AND RELATED MATTERS</p> <p>The Tenderer shall complete Table 1 below with respect to each of the special materials listed. This information shall be used to calculate the variation in cost of the special materials.</p> <p>The rates and prices for the special materials shall be furnished by the Tenderer, which rates and prices shall not include VAT but shall include all other obligatory taxes and levies. The quoted price to be provided by the Tenderer is the ruling price on the first of the month prior to the month in which the closing date for the Tender falls.</p> <p>▪ Table 1</p> <table border="1" data-bbox="453 1532 1406 1637"> <thead> <tr> <th data-bbox="453 1532 756 1585">SPECIAL MATERIALS</th> <th data-bbox="756 1532 868 1585">UNIT*</th> <th data-bbox="868 1532 1406 1585">RATE OR PRICE FOR THE BASE MONTH</th> </tr> </thead> <tbody> <tr> <td data-bbox="453 1585 756 1637">Transformers</td> <td data-bbox="756 1585 868 1637">each</td> <td data-bbox="868 1585 1406 1637">.....</td> </tr> </tbody> </table> <p>* Indicate whether the material shall be delivered in bulk or in containers. When called upon to do so, the Contractor shall substantiate the above rates or prices with acceptable documentary evidence.</p> <p>Signed on behalf of Tenderer:</p>	SPECIAL MATERIALS	UNIT*	RATE OR PRICE FOR THE BASE MONTH	Transformers	each
SPECIAL MATERIALS	UNIT*	RATE OR PRICE FOR THE BASE MONTH					
Transformers	each					

C1.3: PERFORMANCE GUARANTEE

PRO FORMA

▪ **PERFORMANCE GUARANTEE**

For use with the General Conditions of Contract for Construction Works, Third Edition, 2015.

GUARANTOR DETAILS AND DEFINITIONS

“Guarantor” means:

Physical address:

“Employer” means:

“Contractor” means:

“Employer’s Agent” means:

“Works” means:

“Site” means:

“Contract” means: The Agreement made in terms of the Form of Offer and Acceptance and such amendments or additions to the Contract as may be agreed in writing between the parties.

“Contract Sum” means: The accepted amount inclusive of tax of R

Amount in words:

“Guaranteed Sum” means: The maximum aggregate amount of R

Amount in words:

“Expiry Date” means:

CONTRACT DETAILS

Employer’s Agent issues: Interim Payment Certificates, Final Payment Certificate and the Certificate of Completion of the Works as defined in the Contract.

PERFORMANCE GUARANTEE

1. The Guarantor’s liability shall be limited to the amount of the Guaranteed Sum.
2. The Guarantor’s period of liability shall be from and including the date of issue of this Performance Guarantee and up to and including the Expiry Date or the date of issue by the Employer’s Agent of the Certificate of Completion of the Works or the date of payment in full of the Guaranteed Sum, whichever occurs first. The Employer’s Agent and/or the Employer shall advise the Guarantor in writing of the date on which the Certificate of Completion of the Works has been issued.
3. The Guarantor hereby acknowledges that:
 - 3.1 any reference in this Performance Guarantee to the Contract is made for the purpose of convenience and shall not be construed as any intention whatsoever to create an accessory obligation or any intention whatsoever to create a suretyship;

- 3.2 its obligation under this Performance Guarantee is restricted to the payment of money.
4. Subject to the Guarantor's maximum liability referred to in 1, the Guarantor hereby undertakes to pay the Employer the sum certified upon receipt of the documents identified in 4.1 to 4.3:
- 4.1 A copy of a first written demand issued by the Employer to the Contractor stating that payment of a sum certified by the Employer's Agent in an Interim or Final Payment Certificate has not been made in terms of the Contract and failing such payment within seven (7) calendar days, the Employer intends to call upon the Guarantor to make payment in terms of 4.2;
- 4.2 A first written demand issued by the Employer to the Guarantor at the Guarantor's physical address with a copy to the Contractor stating that a period of seven (7) days has elapsed since the first written demand in terms of 4.1 and the sum certified has still not been paid;
- 4.3 A copy of the aforesaid payment certificate which entitles the Employer to receive payment in terms of the Contract of the sum certified in 4.
5. Subject to the Guarantor's maximum liability referred to in 1, the Guarantor undertakes to pay to the Employer the Guaranteed Sum or the full outstanding balance upon receipt of a first written demand from the Employer to the Guarantor at the Guarantor's physical address calling up this Performance Guarantee, such demand stating that:
- 5.1 the Contract has been terminated due to the Contractor's default and that this Performance Guarantee is called up in terms of 5; or
- 5.2 a provisional or final sequestration or liquidation court order has been granted against the Contractor and that the Performance Guarantee is called up in terms of 5; and
- 5.3 the aforesaid written demand is accompanied by a copy of the notice of termination and/or the provisional/final sequestration and/or the provisional liquidation court order.
6. It is recorded that the aggregate amount of payments required to be made by the Guarantor in terms of 4 and 5 shall not exceed the Guarantor's maximum liability in terms of 1.
7. Where the Guarantor has made payment in terms of 5, the Employer shall upon the date of issue of the Final Payment Certificate submit an expense account to the Guarantor showing how all monies received in terms of this Performance Guarantee have been expended and shall refund to the Guarantor any resulting surplus. All monies refunded to the Guarantor in terms of this Performance Guarantee shall bear interest at the prime overdraft rate of the Employer's bank compounded monthly and calculated from the date payment was made by the Guarantor to the Employer until the date of refund.
8. Payment by the Guarantor in terms of 4 or 5 shall be made within seven (7) calendar days upon receipt of the first written demand to the Guarantor.
9. Payment by the Guarantor in terms of 5 will only be made against the return of the original Performance Guarantee by the Employer.
10. The Employer shall have the absolute right to arrange his affairs with the Contractor in any manner which the Employer may deem fit and the Guarantor shall not have the right to claim his release from this Performance Guarantee on account of any conduct alleged to be prejudicial to the Guarantor.
11. The Guarantor chooses the physical address as stated above for the service of all notices for all purposes in connection herewith.
12. This Performance Guarantee is neither negotiable nor transferable and shall expire in terms of 2, where after no claims will be considered by the Guarantor. The original of this Guarantee shall be returned to the Guarantor after it has expired.

- 13. This Performance Guarantee, with the required demand notices in terms of 4 or 5, shall be regarded as a liquid document for the purposes of obtaining a court order.
- 14. Where this Performance Guarantee is issued in the Republic of South Africa the Guarantor hereby consents in terms of Section 45 of the Magistrate's Courts Act No 32 of 1944, as amended, to the jurisdiction of the Magistrate's Court of any district having jurisdiction in terms of Section 28 of the said Act, notwithstanding that the amount of the claim may exceed the jurisdiction of the Magistrate's Court.

Signed at

Date

Guarantor's signatory (1)

Capacity

Guarantor's signatory (2)

Capacity

Witness signatory (1)

Witness signatory (2)

C1.4: AGREEMENT IN TERMS OF SECTION 37(2) OF THE OCCUPATIONAL HEALTH AND SAFETY ACT No 85 OF 1993

THIS AGREEMENT is made between Greater Tzaneen Municipality represented by The Municipal Manager (hereinafter called the EMPLOYER) of the one part, herein represented by:

.....

in his capacity as:

AND:

(hereinafter called the CONTRACTOR) of the other part, herein represented by.....

.....

in his capacity as:

duly authorised to sign on behalf of the Contractor.

WHEREAS the CONTRACTOR is the Mandatary of the EMPLOYER in consequence of an agreement between the CONTRACTOR and the EMPLOYER in respect of:

Tender No. SCMU 14/2021: ELECTRIFICATION OF HOUSEHOLDS AT MAVELE - PHASE 5

for the construction, completion and maintenance of the works;

AND WHEREAS the EMPLOYER and the CONTRACTOR have agreed to enter into an agreement in terms of the provisions of Section 37(2) of the Occupational Health and Safety Act No 85 of 1993, as amended by OHS Act Amendment Act No 181/1993 (hereinafter referred to as the ACT);

NOW THEREFORE the parties agree as follows:

1. The CONTRACTOR undertakes to acquaint the appropriate officials and employees of the CONTRACTOR with all relevant provisions of the ACT and the regulations promulgated in terms thereof.
2. The CONTRACTOR undertakes to fully comply with all relevant duties, obligations and prohibitions imposed in terms of the ACT and Regulations: Provided that should the EMPLOYER have prescribed certain arrangements and procedures that same shall be observed and adhered to by the CONTRACTOR, his officials and employees. The CONTRACTOR shall bear the onus of acquainting himself/herself/itself with such arrangements and procedures.
3. The CONTRACTOR hereby accepts sole liability for such due compliance with the relevant duties, obligations, prohibitions, arrangements and procedures, if any, imposed by the ACT and Regulations, and the CONTRACTOR expressly absolves the EMPLOYER and the EMPLOYER'S AGENT from being obliged to comply with any of the aforesaid duties, obligations, prohibitions, arrangements and procedures in respect of the work included in the contract.
4. The CONTRACTOR agrees that any duly authorised officials of the EMPLOYER shall be entitled, although not obliged, to take such steps as may be necessary to ensure that the CONTRACTOR has complied with his undertakings as more fully set out in paragraphs 1 and 2 above, which steps may include, but shall not be limited to, the right to inspect any appropriate site or premises occupied by the CONTRACTOR, or to take such steps the EMPLOYER may deem necessary to remedy the default of the CONTRACTOR at the cost of the CONTRACTOR.

- 5. The CONTRACTOR shall be obliged to report forthwith to the EMPLOYER any investigation, complaint or criminal charge which may arise as a consequence of the provisions of the ACT and Regulations, pursuant to work performed in terms of this agreement, and shall, on written demand, provide full details in writing of such investigation, complaint or criminal charge.

Thus signed at for and on behalf of the **CONTRACTOR**

on this the day of 20.....

SIGNATURE:

NAME AND SURNAME:

CAPACITY:

WITNESSES: 1.

2.

Thus signed at for and on behalf of the **EMPLOYER** on this

the day of 20.....

SIGNATURE:

NAME AND SURNAME:

CAPACITY:

WITNESSES: 1.

2.

C1.5: RETENTION MONEY GUARANTEE

PRO FORMA

RETENTION MONEY GUARANTEE

THE MUNICIPAL MANAGER
GREATER TZANEEN MUNICIPALITY
P O BOX 24
TZANEEN
0850

Tender No. _____ FOR _____

ISSUED TO: the **Greater Tzaneen Municipality**, represented by **The Municipal Manager** (Hereinafter referred to as “the Employer”)

ON BEHALF OF: (Hereinafter referred to as “the Contractor”)

In connection with

Tender No. (Hereinafter referred to as “the Contract”)

WHEREAS the Employer and the Contractor have agreed that the Contractor may provide a guarantee in lieu of the whole or portion of the retention monies provided for under the Contract;

NOW THEREFORE we, the undersigned, undertake, in accordance with the following provisions, to pay the Employer such amounts as the Employer may, from time to time, demand from us.

1. Each demand by the Employer shall be in writing signed by the Employer and delivered to us at

.....
or such other address as we shall in writing notify to the Employer and shall be accompanied by a certificate complying with Clause 2, signed by the Employer’s Agent in office as such in terms of the Contract.

2. The Employer’s Agent’s certificate referred to in Clause 1 shall certify

- (a) that he is the Employer’s Agent in office as such in terms of the Contract,
- (b) that the Contractor is in breach of his obligations under the Contract, and
- (c) that the amount demanded, which amount the certificate shall specify,

- (i) does not exceed the amount of retention monies which, but for this guarantee, would have been retained by the Employer in terms of the Contract at the date of the certificate, less the aggregate of the amounts of retention money actually retained by the Employer and the amounts previously paid by us to the Employer in terms hereof, and

- (ii) does not exceed a genuine estimate of the cost to the Employer of having the breach referred to in paragraph (b) remedied less the aggregate of any amounts withheld by the Employer from payments due the Contractor in terms of the Contract by reason of the breach referred to, and any amount in retention money actually held by the Employer save to the extent that the same had been deducted from any previous demand in terms hereof.

3. We shall within 28 days after our receipt of a demand complying with the provisions of Clauses 1 and 2 make payment to the Employer of the amount demanded at such other address as the Employer shall in writing notify us.

4. Subject to compliance with the provisions thereof, our liability to make the payments herein referred to

shall be unconditional and shall not be affected nor diminished by any disputes, claims or counterclaims between the Employer and the Contractor.

- 5. Our aggregate liability under this guarantee is limited to R
- 6. This guarantee shall expire on the date on which the last of the retention monies, which but for this guarantee would have been retained by the Employer, becomes payable to the Contractor.
- 7. This guarantee is not transferable and must be produced for endorsement if any part payment is made and must be returned to us against final payment of our aggregate liability or on the date of the expiry of the guarantee in terms of Clause 6, whichever is the earlier.

Signed in the presence of the subscribing witnesses:

At for and on behalf of

on this day of

Signature:

Capacity:

Address:

As Witnesses:

1. Name in Block Letters

2. Name in Block Letters

C1.6: TRANSFER OF RIGHTS

TRANSFER OF RIGHTS AND INDEMNITY

(To be completed during construction by successful Tenderer only)

Claim for materials on site, Payment Certificate No. Date:

Tender No: For (contract title)

I, the undersigned (name of signatory) in my capacity as
 of (name of Contractor)

duly authorised hereto on behalf of the Contractor hereby transfer, cede and assign all the Contractor's rights, title and interest in and to the materials and goods, for which evidence of bona fide ownership is attached hereto, unto and in favour of (name of Employer)

Insofar as the Contractor retains actual control of the materials and goods, the right of ownership thereof passes to the Employer by *constitutum possessorium*.

I herewith indemnify the Employer against any claim to and in respect of said materials by reason of the Contractor's sequestration or liquidation or of any defect in the Contractor's title to the materials and agree that no payment for materials on site will be made by the Employer until such time as I have submitted documentary proof of bona fide ownership of the said materials and goods.

This transfer shall become effective upon conclusion of the Contractor receiving payment from the Employer or from any other person on behalf of the Employer for the materials and goods as Materials on Site, payment of retention money thereon excluded.

I further confirm that I am fully responsible for all materials and goods listed under this Transfer of Rights and that they have been insured adequately against all risks and will remain insured until they are built into or used in the permanent works and taken over by the Employer.

This certificate of Transfer of Rights applies only to the materials and goods as listed in the following table.

DESCRIPTION OF ITEM	UNIT	QUANTITY	RATE	AMOUNT	SUPPLIER
TOTAL VALUE OF MATERIALS AND GOODS					

Signed by: **Date:**
 for and on behalf of the Contractor.

Witnessed by: **Date:**

NOTE: This form, together with the documentary proof of ownership or proof of payment by the Contractor to the supplier, shall accompany the Contractor's claim for payment for materials on site in terms of Clause 6.10.1.5 of the General Conditions of Contract 2015.

C2: PRICING DATA

C2.1 PRICING INSTRUCTIONS

1. GENERAL

The Schedule of Quantities forms part of the Contract Documents and must be read and priced in conjunction with all the other documents comprising the Contract Documents, which include the Conditions of Tender, Conditions of Contract, the Specifications (including the Project Specifications) and the Drawings.

2. DESCRIPTION OF ITEMS IN THE SCHEDULE

The Schedule of Quantities has been drawn up generally in accordance with the relevant provisions of the Standard Specifications.

The short descriptions of the items in the Schedule of Quantities are for identification purposes only and the measurement and payment clause of the Standard Specifications and the Particular Specifications, read together with the relevant clauses of the amendments and additions contained in the Project Specifications and directives on the drawings, set out what ancillary or associated work and activities are included in the rates for the operations specified.

For the purposes of this Schedule of Quantities, the following words shall have the meanings hereby assigned to them:

Unit: The unit of measurement for each item of work as defined in the specifications.

Quantity: The number of units of work for each item.

Rate: The payment per unit of measurement at which the Tenderer tenders to do the work.

Amount: The product of the quantity and the rate tendered for an item.

Lump Sum: An amount tendered for an item, the extent of which is described in the Schedule of Quantities, the specifications or elsewhere but the quantity of work of which is not measured in any units.

3. QUANTITIES REFLECTED IN THE SCHEDULE

The quantities given in the Schedule of Quantities are estimates only, and are subject to re-measure during the execution of the work. The quantities finally accepted and certified for payment, and not the quantities given in the Schedule of Quantities, shall be used to determine payments to the Contractor. The Contractor shall obtain the Employer's Agent's detailed instructions for all work before ordering any materials or executing work or making arrangements for it. The quantities of material or work stated in the Schedule of Quantities shall not be regarded as authorisation for the Contractor to order material or to execute work.

The Works as finally completed in accordance with the Contract shall be measured and paid for as specified in the Schedule of Quantities and in accordance with the General and Special Conditions of Contract, the Project Specifications and the Drawings. Unless otherwise stated, items are measured net in accordance with the Drawings, and no allowance has been made for waste. The validity of the contract will in no way be affected by differences between the quantities in the Schedule of Quantities and the quantities finally certified for payment.

4. PROVISIONAL SUMS

Where Provisional sums or Prime Cost sums are provided for items in the Schedule of Quantities, payment for the work done under such items will be made in accordance with Clause 6.6 of the General Conditions of Contract 2015. The Employer reserves the right, during the execution of the works, to

adjust the stated amounts upwards or downwards according to the work actually done under the item, or the item may be omitted altogether, without affecting the validity of the Contract.

The Tenderer shall not under any circumstances whatsoever delete or amend any of the sums inserted by the Employer in the "Amount" column of the Schedule of Quantities and in the Summary of the Schedule of Quantities unless ordered or authorised in writing by the Employer before closure of tenders. Any unauthorised changes made by the Tenderer to provisional items in the schedule, or to the provisional percentages and sums in the Summary of the Schedule of Quantities, will be treated as arithmetical errors.

5. PRICING OF THE SCHEDULE OF QUANTITIES

The prices and rates to be inserted by the Tenderer in the Schedule of Quantities shall be the full inclusive prices to be paid by the Employer for the work described under the several items, and shall include full compensation for all costs and expenses that may be required in and for the completion and maintenance during the defects liability period of all the work described and as shown on the drawings as well as all overheads, profits, incidentals and the cost of all general risks, liabilities and obligations set forth or implied in the documents on which the Tender is based.

Each item shall be priced and extended to the "Amount" column by the Tenderer, with the exception of the items for which only rates are required, or items which already have Prime Cost or Provisional Sums affixed thereto. If the Tenderer omits to price any items in the Schedule of Quantities, then these items will be considered to have a nil rate or price.

All items for which terminology such as "inclusive" or "not applicable" have been added by the Tenderer will be regarded as having a nil rate which shall be valid irrespective of any change in quantities during the execution of the Contract.

Should the Tenderer group a number of items together and tender one lump sum for such group of items, this single lump sum shall apply to that group of items and not to each individual item.

The tendered lump sums and rates shall be valid irrespective of any change in the quantities during the execution of the contract.

The Tenderer shall fill in rates for all items where the words "rate only" appear in the "Amount" column. "Rate Only" items have been included where:

- (a) an alternative item or material is contemplated;
- (b) variations of specified components in the make-up of a pay item may be expected; and
- (c) no work under the item is foreseen at tender stage but the possibility that such work may be required is not excluded.

For "Rate Only" items, no quantities are given in the "Quantity" column but the quoted rate shall apply in the event of work under this item being required. The Tenderer shall, however, note that in terms of the Tender Data the Tenderer may be asked to reconsider any such rates which the Employer may regard as unbalanced.

Reasonable compensation will be received where no payment item appears in respect of work required in terms of the Contract which is not covered in any other pay item.

All rates and amounts quoted in the Schedule of Quantities shall be in Rands and cents and shall include all levies and taxes (other than VAT). VAT will be added in the summary of the Schedule of Quantities. Note that fractions of a cent in all rates shall be discounted.

6. CORRECTION OF ENTRIES

Incorrect entries shall not be erased or obliterated with correction fluid but must be crossed out neatly. The correct figures must be entered above or adjacent to the deleted entry, and the alteration must be initialled by the Tenderer.

7. INTERIM PAYMENTS

Unless otherwise specified, progress payments in Interim Certificates, referred to in Clause 6.10 of the General Conditions of Contract 2015, in respect of "sum" items in the Schedule of Quantities shall be by means of interim progress instalments assessed by the Employer's Agent and based on the measure in which the work actually carried out relates to the extent of the work to be done by the Contractor.

Notwithstanding any custom to the contrary, the work as executed will be measured for payment in accordance with the methods described in the contract documents under the various items of payment.

Attention is directed to the provisions of Clause 1220 of the Standard Specifications regarding the measurement of quantities for payment. Except where specified otherwise than in Clause 1220, the nett measurements or mass of the finished work in place shall be taken for payment, but any quantity of work in excess of that prescribed shall be excluded.

8. UNITS OF MEASUREMENT

The units of measurement described in the Schedule of Quantities are metric units. The following abbreviations are used in the Schedule of Quantities:

mm	= millimetre	m ³ -km	= cubic metre-kilometre	Prov sum	= provisional sum
m	= metre	l	= litre	kPa	= kilopascal
km	= kilometre	kl	= kilolitre	MPa	= megapascal
km-pass	= kilometre-pass	kg	= kilogram	MN	= meganewton
m ²	= square metre	t	= ton (1 000 kg)	t-km	= ton-kilometre
m ² -pass	= square metre-pass	No	= number	h	= hour
ha	= hectare	%	= percent	dia	= diameter
m ³	= cubic metre	PC sum	= prime cost sum	Sum	= lump sum
kW	= kilowatt	MN-m	= meganewton-metre		

9. CONSISTENCY OF RATES

In order to ensure that payments certified by the Employer's Agent are reasonably consistent with the market value of the work done, and that variations in quantities do not distort the contract valuation, the rates, prices and amounts tendered in the Schedule of Quantities are required to be in balance.

A tender will be considered out of balance if:

- (i) the combined, extended total tendered for the item:

B13.01 The contractor's general obligations:

- (a) Fixed obligations
- (b) Value-related obligations
- (c) Time-related obligations

exceeds a maximum of 15% of the Tender Offer (excluding contingencies, escalation and VAT).

- (ii) the rates, prices or amounts tendered for any other items differ by more than 20 (twenty) percent from either the next highest or next lowest rates, prices or amounts tendered, or else from the latest departmental estimates.

Any such unbalanced tender may be rejected if, after fourteen (14) days of having been given written notice by the Employer to adjust those rates or lump sums which are unreasonable or out of balance, the Tenderer fails to make the necessary satisfactory adjustments. These adjustments in rectification will be such that increases are balanced by decreases, leaving the tender offer unchanged.

C2.2. SCHEDULE OF QUANTITIES

<u>TABLE OF CONTENTS</u>	Page
SCHEDULE OF QUANTITIES	C26
TENDER SUMMARY.....	C33
DATA SCHEDULES.....	C34

GREATER TZANEEN MUNICIPALITY

Tender No. SCMU 14/2021

For

ELECTRIFICATION OF HOUSEHOLDS AT MAVELE - PHASE 5

ELECTRIFICATION OF HOUSEHOLDS AT MAVELE - PHASE 5											
Item	Description	Unit	MQty	MRate	LQty	LRate	Mtotal	Ltotal	Total		
A	Preliminaries & General										
1	General										
1.1	Allow for complying with all special preliminary and general conditions of contract and labour requirements for attending all inspections and site meetings and for providing all works and services for which no specific items are listed in the schedule of quantities.	Sum	1								
2	Site Establishment										
2.1	Allow for site establishment for providing and erecting a site office, all associated services and for storage of plant materials and equipment including protection thereof. The office shall be compliant with the OSH Act and Construction Regulations.	Sum	1								
3	Permits and Notices										
3.1	Allow for obtaining all necessary permits and giving of notices and cooperation with other trades.	Sum	1								
4	Test and Commissioning										
4.1	Supply all test equipment and labour for testing, commissioning and adjustments of the final installation as well as being in attendance and giving assistance for any inspection and test the engineer may call for.	Sum	1								
5	Drawings										
5.1	Allow for making up a full set of drawings to show the correct position of masts, foundations, headgear, luminaries, etc which should be handed to the Engineer.	Sum	1								
6	Transport										
6	Allow for the of all material and equipment to site. - mast measured in the bill of materials.	Sum	1								
7	Any additional item(s) that the tender wishes to detail and price to complete the contract. Specify in covering letter	Sum	1								
8	Allow for community liaison officer during the duration of the contract at R5 000.00 per month.	Sum	1								
9	Allow for Compliance with the OSHAct, Construction Regulations of 2014, and the Covid19 protocols.	Sum	1								
10	Allow for PSC (Project Steering Committee) meeting sittings during the duration of the contract at R200.00 per meeting.	Sum	1								
11	The Contractor shall supply the project signboard as per Municipal standard, erect on site and maintain throughout the construction duration. Allow for removal of such upon completion of construction.	Sum	1								
SUB-TOTAL								R	-	R	-

B	Pegging Out the Works	Unit	MQty	MRate	LQty	LRate	Mtotal	Ltotal	Total
Pegging out works (by an Eskom approved Surveyor) and submit an as pegged drawing prior to digging.									
1	HV Pegging	Sum	1		1			R -	R -
2	LV Pegging	Sum	1		1			R -	R -
3	Bush Clearing & tree felling	Sum	1		1			R -	R -
SUB-TOTAL								R -	R -
C	Digging Holes	Unit	MQty	MRate	LQty	LRate	Mtotal	Ltotal	Total
Excavate only as per Eskom Standard for Holes and Trenches for Poles, Stays and Struts. All material will be elsewhere measured.									
1	LV stay back-actor or hand	Each	56		56			R -	R -
2	Soft rock	Each	28		28			R -	R -
3	Hard rock	Each	9		9			R -	R -
4	MV stay back-actor or hand	Each	18		18			R -	R -
5	Soft rock	Each	9		9			R -	R -
6	Hard rock	Each	3		3			R -	R -
7	5m Pole back-actor or hand	Each	13		13			R -	R -
8	Soft rock	Each	6		6			R -	R -
9	Hard rock	Each	2		2			R -	R -
10	7m Pole back-actor or hand	Each	92		92			R -	R -
11	Soft rock	Each	46		46			R -	R -
12	Hard rock	Each	15		15			R -	R -
10	9m Pole back-actor or hand	Each	43		43			R -	R -
11	Soft rock	Each	21		21			R -	R -
12	Hard rock	Each	7		7			R -	R -
13	11m Pole back-actor or hand	Each	16		16			R -	R -
14	Soft rock	Each	8		8			R -	R -
15	Hard rock	Each	3		3			R -	R -
16	13m Pole back-actor or hand	Each	1		1			R -	R -
17	Soft rock	Each	0		0			R -	R -
18	Hard rock	Each	0		0			R -	R -
SUB-TOTAL								R -	R -

D	Plant poles	Unit	MQty	MRate	LQty	LRate	Mtotal	Ltotal	Total
Planting including backfilling and compaction are measured here. The costs are also inclusive of plant and equipment required to plant the Structures. Stay, Struts and Flying Stay are elsewhere measured. All material will be elsewhere measured. This shall include shack pole and kicker pole dressing.									
1	5m Wooden Pole 80-100mm Top Diameter	Each	21		21			R -	R -
2	7m Wooden Pole 120-139mm Top Diameter	Each	154		154			R -	R -
3	9m Wooden Pole 160-179 mm Top Diameter	Each	27		27			R -	R -
4	9m Wooden Pole 180-199mm Top Diameter	Each	44		44			R -	R -
5	11m Wooden Pole 160-179mm Top Diameter H4	Each	12		12			R -	R -
6	11m Wooden Pole 180-199mm Top Diameter H4	Each	15		15			R -	R -
7	11m Wooden Pole 200-219mm Top Diameter H4	Each						R -	R -
8	13m Wooden Pole 200-219mm Top Diameter H5	Each	1		1			R -	R -
SUB-TOTAL								R -	R -
F	Three Phase MV Structures	Unit	MQty	MRate	LQty	LRate	Mtotal	Ltotal	Total
Supply and erect MV support structures as per Eskom DDT 0400, 1300, 1700, 1800 drawings and OU specific SI Engineering instructions. Auxiliary equipment such as bonding, jumpers, jumper terminations, pole and x-arm mounting and mounting hardware, conductor attachment hardware and insulators to be included. Poles are measured elsewhere, crossarms are included. Stay, strut material measured elsewhere. Where road crossing structures are to be used the line hardware needs to be changed to include: For intermediate a suitable full wrap road crossing tie and for a strain structure a 3bolt suitable pistol grip.									
1	Intermediate - (0) deg - 3 Phase - 3 Phase - Staggered Vertical (600mm Spacing)	Each	9		9			R -	R -
2	Intermediate - (0 - 10) deg - 3 Phase - 3 Phase - Vertical (600mm Spacing)	Each	2		2			R -	R -
3	Take-Off - 3 Phase Take-Off - Vertical (600mm Spacing)	Each	1		1			R -	R -
4	Strainer - Small (1 - 30) deg - 3 Phase - Vertical (600mm Spacing)	Each	3		3			R -	R -
5	Strainer - Large (61- 90) deg - 3 Phase - Vertical (600mm Spacing)	Each	6		6			R -	R -
6	Strainer - Terminal - 3 Phase - Vertical (600mm Spacing)	Each	10		10			R -	R -
7	Strainer - 0 deg - 3 Phase - Vertical (600mm Spacing)	Each	1		1			R -	R -
SUB-TOTAL								R -	R -
F	MV Stays	Unit	MQty	MRate	LQty	LRate	Mtotal	Ltotal	Total
Supply and install stays, flying stays, struts Hip Stay. Accessories include stay wire, stay rods, stay plates, soil anchors, stay insulators, guy grips stay mounting brackets, mounting hardware, anti climbing devices, stay guards and danger labels. Poles and excavations are measured elsewhere. The installation and erection of strut poles are measured here.									
1	Make-Off Conventional Stay	Each	30		30			R -	R -
2	Make-Off Flying Stay	Each						R -	R -
3	Make-Off Strut Pole	Each	8		8			R -	R -
SUB-TOTAL								R -	R -

G	Three Phase LV Structures	Unit	MQty	MRate	LQty	LRate	Mtotal	Ltotal	Total
Supply and erect LV support structures as per Eskom DDT 1100. Auxiliary equipment such as strain clamps, suspension clamps, cable ties, IPC's , end caps, LV shackle insulators, binding wires, D brackets, dead end preforms, threaded rods, pigtail bolts, eye nuts, terminations to be included. Pole, stay and strut material and excavations are measured elsewhere.									
1	LV - 3 Phase Bare Neutral ABC Suspension Assembly 0-30 Deg.	Each	113		113			R -	R -
3	LV - 3 Phase Bare Neutral ABC Strain Assembly 0-60 Deg.	Each	21		21			R -	R -
4	LV - 3 Phase Bare Neutral ABC Strain Assembly 60-90 Deg.	Each	22		22			R -	R -
5	LV - 3 Phase Bare Neutral ABC Terminal Assembly	Each	30		30			R -	R -
6	LV - 3 Phase Bare Neutral ABC T-Off Assembly From Intermediate	Each	7		7			R -	R -
7	LV - 3 Phase Bare Neutral ABC Cross Intermediate - Intermediate Assembly	Each						R -	R -
8	LV - 3 Phase Bare Neutral ABC T-Off Assembly From Strain	Each	9		9			R -	R -
9	LV - 3 Phase Bare Neutral ABC Cross Intermediate - Strain Assembly	Each						R -	R -
SUB-TOTAL								R -	R -
H	LV Stays	Unit	MQty	MRate	LQty	LRate	Mtotal	Ltotal	Total
Supply and install stays, flying stays, struts Short Stay. Accessories include stay wire, stay rods, stay plates, soil anchors, stay insulators, guy grips stay mounting brackets, mounting hardware, anti climbing devices, stay guards and danger labels. Poles and excavations are measured elsewhere. The installation and erection of strut poles are measured here.									
1	Make-Off Conventional Stay	Each	93		93			R -	R -
2	Make-Off Flying Stay	Each						R -	R -
3	Make-Off Strut Pole	Each	18		18			R -	R -
SUB-TOTAL								R -	R -
I	Service Boxes	Unit	MQty	MRate	LQty	LRate	Mtotal	Ltotal	Total
Install on a wooden and/or concrete pole a pole mounted distribution box as specified complete with pole mounting brackets (including sealing), cable ties, PG clamps, miniature circuit breaker(s), neutral, phase and earth bars, insulated copper tails for connecting to LV ABC, insulation piercing connectors and factory installed cable openings. Included shall be the stainless steel strapping, buckles and terminations of the tails onto the LV ABC. Eskom D-DT standards as amended will apply.									
1	Box, pole top Split meter, 4 vway, including locks and MCP	Each	136		136			R -	R -
SUB-TOTAL								R -	R -
J	Conductor Stringing (Tension, Regulate and Bind in)	Unit	MQty	MRate	LQty	LRate	Mtotal	Ltotal	Total
Install Eskom issued marked conductor. Material quantity to allow for 5% sag in addition to actual conductor length quantity. Installation includes handling, stringing and final sagging.									
1	Fox Conductor 1-Phase	m	2012		2012			R -	R -
2	Mink Conductor 1-Phase	m						R -	R -
3	35 mm sq. ABC 3-phase	m	3082		3082			R -	R -
4	70 mm sq. ABC 3-phase	m	4270		4270			R -	R -
5	MV Fox/ Mink Full Tension Joint*	Each	1		1			R -	R -

6	35mm sq. Full Tension Joint*	Each	7		7			R	-	R	-
7	70mm sq. Full Tension Joint*	Each	9		9			R	-	R	-
SUB-TOTAL								R	-	R	-
K	Equipment Installation	Unit	MQty	MRate	LQty	LRate	Mtotal	Ltotal	Total		
Install Transformer as per relevant Eskom DDT 1800 Series Assembly Drawing and OU Specific SI Engineering Instructions. All Auxiliary Equipment to include Transformer platform or structure for Distribution MV, MV Surge Arrestors, Jumper Terminations, Anti Climbing Devices , LDPE Pipe Covered Jumpers as per 02TB-023 and Danger Labels, Channel Irons, Cradles, X-Arms, Standoff Insulators, and suitable Equipment Labels. Poles, Stays, Struts, Isolators and earthing Material and Excavations are elsewhere measured. Transformers will NOT be a free Issue Material item. Main Line Structures and Auxiliary Equipment are elsewhere measured.											
1	Install Transformer - 200kVA x 3-Phase	Each						R	-	R	-
2	Install Transformer - 100kVA x 3-Phase	Each	5		5			R	-	R	-
3	Install Transformer - 50kVA x 3-Phase	Each						R	-	R	-
4	Install Transformer - 25kVA x 3-Phase	Each						R	-	R	-
5	Install Transformer - 16kVA x 1-Phase	Each						R	-	R	-
6	Sundry items to install 16kVA x 2ph trf	Lot						R	-	R	-
7	Sundry items to install 32kVA & 64kVA x 2ph trf	Lot						R	-	R	-
8	Sundry items to install 50 & 100kVA x 3ph trf	Lot	5		5			R	-	R	-
9	Sundry items to install 200kVA x 3ph trf	Lot						R	-	R	-
SUB-TOTAL								R	-	R	-
L	Transformer LV Protection	Unit	MQty	MRate	LQty	LRate	Mtotal	Ltotal	Total		
Allow for the following Morsdorf Type Fuses items to be applied as per relevant Eskom Instructions/Bulletins/Procedures and Standards where not already allowed for in Structure Package											
1	80A Single phase (16kVA)	Each						R	-	R	-
2	80A 2 Dual phase (32kVA - 64kVA)	Each						R	-	R	-
3	80A Three phase (50kVA)	Each						R	-	R	-
4	160A Three phase (100kVA)	Each	13		13			R	-	R	-
SUB-TOTAL								R	-	R	-
M	Earthing Installation	Unit	MQty	MRate	LQty	LRate	Mtotal	Ltotal	Total		
MV & LV Earthing Trenching shall include Excavation, Backfilling, Compaction and Installation of electrode and conductor as per the Eskom Standard for Earthing											
1	MV Earthing (Type 1 crowfoot)	Each	5		5			R	-	R	-
2	LV Earthing (Type 1 crowfoot)	Each	13		13			R	-	R	-
3	Bonding	Each	27		27			R	-	R	-
SUB-TOTAL								R	-	R	-
N	Pole Numbering/ Labelling	Unit	MQty	MRate	LQty	LRate	Mtotal	Ltotal	Total		
Allow for the following end items to be applied as per relevant Eskom Instructions/Bulletins/Procedures and Standards where not already allowed for in Structure Package											
1	MV pole number	Each	27		27			R	-	R	-
2	LV pole number	Each	202		202			R	-	R	-
3	Install Labels (Chromadek)	Each	7		7			R	-	R	-
SUB-TOTAL								R	-	R	-

O	Commissioning	Unit	MQty	MRate	LQty	LRate	Mtotal	Ltotal	Total					
Allowance shall be made for the complete testing and commissioning of Medium Voltage equipment. Tests to include earth electrode resistance measurement. Transformer to include a LV earth electrode resistance measurement. Soil Resistivity Tests for Equipment to be performed as appropriate and to be verified by Engineer's Clerk of Works, and must be according to Eskom Standard.														
1	Test & Commission trsf and MV equipment	Each	5		5			R	-	R	-			
2	Update ENS	Sum	1		1			R	-	R	-			
3	Prepare and issue survey as-built drawings	Sum	1		1			R	-	R	-			
SUB-TOTAL								R	-	R	-			
P	Other	Unit	MQty	MRate	LQty	LRate	Mtotal	Ltotal	Total					
Allow for the following end items to be applied as per relevant Eskom Instructions/Bulletins/Procedures and Standards where not already allowed for in Structure Package														
1	Allowance of PC amount for R30 000.00 closing of spans using an Eskom approved live-line contractor.	Sum	2	R	30 000,00	2	R	10 000,00	R	60 000,00	R	20 000,00	R	80 000,00
2	Link assembly (Off load) per phase	Each							R	-	R	-		
3	Drop-out fuses three phase MV	Each	6		6				R	-	R	-		
4	Section Links Cut/Outs Or Disconnectors 2.5m Wood Crossarm / Single Pole	Each	2		2				R	-	R	-		
5	Ant-clim device	Each	31		31				R	-	R	-		
6	Labelling of equipment	Each	12		12				R	-	R	-		
7	Tree felling (trunk diameter > 300mm)	Each							R	-	R	-		
SUB-TOTAL								R	-	R	-			
R	House Connections	Unit	MQty	MRate	LQty	LRate	Mtotal	Ltotal	Total					
House Connections include installation of ready board, mounting hardware, wooden backboards, customer interface units, conduit pipe, overhead connection, capturing of customer data including GPS coordinates.														
1	Overhead Service Connection	Each	213		213				R	-	R	-		
2	20A split meter PLC including customer interface unit	Each	213		213				R	-	R	-		
3	Ready-Board	Each	213		213				R	-	R	-		
4	Sealing of meters	Each	213		213				R	-	R	-		
5	COC certificates (obtained from the Ready Board)	Each	213		213				R	-	R	-		
6	COC certificate ECA version	Each							R	-	R	-		
7	Pre-marketing for connections	Each	213		213				R	-	R	-		
8	Capture and upload of customer data (New & Existing)	Each	213		213				R	-	R	-		
9	Prepare PCS file (customer data) - Eskom Compliant	Sum	1		1				R	-	R	-		
SUB-TOTAL								R	-	R	-			
S	Conductor	Unit	MQty	MRate	LQty	LRate	Mtotal	Ltotal	Total					
Accessories for Service Conductor installation shall include installation of pigtailed, bolts, strain clamps, threaded rod, cable saddles, stringing of service cable. Installation of poles and its accessories are measured elsewhere														
1	4mm sq. Airdac	m							R	-	R	-		
2	10mm sq. Airdac with communication core	m	7455		7455				R	-	R	-		
SUB-TOTAL								R	-	R	-			

GREATER TZANEEN MUNICIPALITY

Tender No. SCMU 14/2021

ELECTRIFICATION OF HOUSEHOLDS AT MAVELE - PHASE 5

TENDER SUMMARY

ITEM	DESCRIPTION	AMOUNT		
		MATERIALS	LABOUR	TOTAL PRICE
A	Preliminaries & General	R -	R -	R -
B	Pegging Out the Works	R -	R -	R -
C	Digging Holes	R -	R -	R -
D	Plant poles	R -	R -	R -
E	Three Phase MV Structures	R -	R -	R -
F	MV Stays	R -	R -	R -
G	Three Phase LV Structures	R -	R -	R -
H	LV Stays	R -	R -	R -
I	Service Boxes	R -	R -	R -
J	Conductor Stringing	R -	R -	R -
K	Equipment Installation	R -	R -	R -
L	Transformer LV Protection	R -	R -	R -
M	Earthing Installation	R -	R -	R -
N	Pole Numbering/ Labelling	R -	R -	R -
O	Commissioning	R -	R -	R -
P	Other	R -	R -	R -
Q	House Connections	R -	R -	R -
R	Conductor	R -	R -	R -
SUB-TOTAL				R -
Contingency @ 10%				R -
Contract Price Adjustment				R 0-00
TOTAL				R -
VALUE ADDED TAX @15%				R -
TOTAL CARRIED FORWARD TO FORM OF OFFER				R -

Signed on behalf of the Tenderer: (Signature)

Date:

Tenderer's Name: (Company Name)

GREATER TZANEEN MUNICIPALITY

Tender No. SCMU 14/2021

Data Schedules

1. Conditions

ITEM NO.	DESCRIPTION	UNIT	SPECIFIED	OFFERED
1.1	ENVIRONMENT			
1.1.1	Ambient air temperature range	°C	-5°C – +45°C	
1.1.2	Average humidity	%	65%	
1.1.3	Altitude	m	~ 742 m	
1.1.4	Degree of pollution (SANS 60815) (L/M/H/VH)		L	
1.1.5	Application area		Tzaneen	
1.2	POWER SYSTEM			
1.2.1	Number of phases		3	
1.2.2	Normal power frequency	Hz	50	
1.2.3	Nominal system voltage	V	22 kV / 415 V	
1.2.4	System voltage range	pu		
1.2.5	System earthing (Effective/Non-effective)		Effective	
1.2.6	System fault levels: (1 f) (3 f)	kA kA		
1.2.7	Network characteristics (O/H or U/G)		MV /LV O/H	
1.3	ADDITIONAL INFORMATION:			

2. Pole Mounted Transformers

ITEM NO.	DESCRIPTION	UNIT	SPECIFIED	OFFERED
2.1	Primary rated voltage	kV	22	
2.2	Secondary rated voltage	V	415	
2.3	System Frequency	Hz	50	
2.4	Rated output	kVA	50, 100	
2.5	Vector group		DYN 11	
2.6	Insulation level (BIL)	kV		
2.7	Losses: a) No Load b) Full Load	W W		
2.8	Windings: Primary & Secondary		Cu	
2.9	Cooling		ONAN	
2.10	Bushings: MV & LV		SANS 780	
2.11	Transformer manufacturer			
2.12	DELIVERY PERIOD			
2.13	ADDITIONAL INFORMATION:			

3. Lightning Arrestor (MV/HV)

ITEM NO.	DESCRIPTION	UNIT	SPECIFIED	OFFERED
3.1	System voltage	kV	22	
3.2	Insulation level (BIL)	kV		
3.3	Rated frequency	Hz	50	
3.4	Discharge current	kA		
3.5	Leakage current at rated voltage	mA		
3.6	Maximum discharge peak voltage	kV		
3.7	Manufacturer			
3.8	Type	mm		
3.9	Insulator creepage distance			
3.10	DELIVERY PERIOD			
3.11	ADDITIONAL INFORMATION:			

4. Neutral Earthing Resistance

ITEM NO.	DESCRIPTION	UNIT	SPECIFIED	OFFERED
4.1	Rated system voltage	kV	22	
4.2	Frequency	Hz	50	
4.3	Resistance	W		
4.4	Maximum continuous current in per unit	p.u.		
4.5	Short duration current	A		
4.6	Duration	s		
4.7	Manufacturer			
4.8	Type			
4.9	Temperature coefficient of resistor a) At 50 °C b) Above 100 °C	W/°C W/°C		
4.10	Temperature rise caused by short-time current for 10 s	°C		
4.11	DELIVERY PERIOD			
4.12	ADDITIONAL INFORMATION:			

5. Earth Electrode

ITEM NO.	DESCRIPTION	UNIT	SPECIFIED	OFFERED
5.1	Manufacturer		Eskom Approved	
5.2	Length	m	1,5	
5.3	Compliance with		Eskom / SABS	
5.4	Connecting earth conductor and size	mm ²	Steel, 3x3,35mm ²	
5.5	DELIVERY PERIOD			
5.6	ADDITIONAL INFORMATION:			

6. Poles

ITEM NO.	DESCRIPTION	UNIT	SPECIFIED	OFFERED
6.1	Manufacturer		Eskom Approved	
6.2	Type		Wood	
6.3	Length	m	5, 7, 9, 11, 13	
6.4	DELIVERY PERIOD			
6.5	ADDITIONAL INFORMATION:			

7. LV Aerial Bundled Conductors (ABC)

ITEM NO.	DESCRIPTION	UNIT	SPECIFIED	OFFERED
7.1	Manufacturer		Eskom Approved	
7.2	Voltage rating	V	415	
7.3	Conductors		3 Phases 35 and 70 mm ² with bare neutral	
7.4	Type		Aluminium	
7.5	Marking (SABS)		Yes	
7.6	DELIVERY PERIOD			
7.7	ADDITIONAL INFORMATION:			

8. LV ABC IP's

ITEM NO.	DESCRIPTION	UNIT	SPECIFIED	OFFERED
8.1	Manufacturer		Eskom Approved	
8.2	Voltage rating	V	230/ 415V	
8.3	Type/Cat no.			
8.4	DELIVERY PERIOD			
8.5	ADDITIONAL INFORMATION:			

9. Service Connection Cable

ITEM NO.	DESCRIPTION	UNIT	SPECIFIED	OFFERED
9.1	Manufacturer		Eskom Approved	
9.2	Voltage rating		230V	
9.3	Conductor and size	mm ²	Airdac, 10mm ² , (pilot cores are optional)	
9.4	Type			
9.5	Marking (SABS)		Yes	
9.6	DELIVERY PERIOD			
9.7	ADDITIONAL INFORMATION:			

10. Meter Mounting/ Backboard

ITEM NO.	DESCRIPTION	UNIT	SPECIFIED	OFFERED
10.1	Material		Eskom Approved Ready board	
10.2	Size	mm		
10.3	Depth	mm		
10.4	DELIVERY PERIOD			
10.5	ADDITIONAL INFORMATION:			

11. Electricity Meters (Prepayment)

ITEM NO.	DESCRIPTION	UNIT	SPECIFIED	OFFERED
11.1	Manufacturer		Eskom Approved	
11.2	Reference no			
11.3	Mounting			
11.4	Type		SAP 257003 Meter, Split Din Rail 20A PLC	
11.5	Phases		1	
11.6	Voltage rating	V	230	
11.7	Frequency	Hz	50	
11.8	Disconnection			
11.9	Standard algorithm			
11.10	Accuracy			
11.11	Compliance to specification			
11.12	DELIVERY PERIOD			
11.13	ADDITIONAL INFORMATION:			

C3: SCOPE OF WORK

<u>TABLE OF CONTENTS</u>	PAGE
C3.1 STANDARD SPECIFICATIONS	C41
C3.2 PROJECT SPECIFICATIONS	C49
PART A: GENERAL	C50
1. DESCRIPTION OF THE WORKS	
2. DRAWINGS.....	
3. PROCUREMENT	
4. CONSTRUCTION	
5. MANAGEMENT	
PART B: AMENDMENTS TO THE STANDARD SPECIFICATIONS	
PROJECT SPECIFICATIONS RELATING TO THE STANDARD SPECIFICATIONS AND OTHER ADDITIONAL SPECIFICATIONS	C44
C3.3 PARTICULAR SPECIFICATIONS	
PART C: ENVIRONMENTAL MANAGEMENT SPECIFICATION	C72
PART D: OHS&A 1993 HEALTH AND SAFETY SPECIFICATION	C79
PART E: SMALL CONTRACTOR DEVELOPMENT	C84

C3.1: STANDARD SPECIFICATIONS

International and/or South Africa specifications and standards cover certain aspects of design and construction. Those listed below are deemed to be an integral part of this specification. Should any contradiction or difference exist between any specification and standard, the most stringent will apply.

1.1 OVERHEAD POWER LINES

- SANS 10280 : Code of Practice for overhead power lines for condition prevailing in South Africa.
- NRS 022 : Stays and associated equipment.
- NRS 033 : Guidelines for the application, design, planning and construction of medium voltage wooden pole overhead power lines above 1 kV and up to and including 22 kV.
- NRS 034-1 : Guidelines for the provisions of electricity distribution networks in residential areas:
: **Part 1:** Planning and design of distribution systems and voltage drop tables.
- NRS 034-2-3 : Guidelines for the provision of electrical distribution networks in residential areas:
: **Part 2-3:** Preferred methods and materials for the installation of overhead power lines.
- NRS 034-3 : Guidelines for the provision of electrical distribution networks in residential areas:
: **Part 3:** Overhead distribution in very low, low and moderate consumption areas, including rural areas and informal settlements.
- NRS 038-1 : Concrete poles:
: **Part 1:** Concrete poles for LV and MV O/H distribution and systems.
- NRS 038-2 : Concrete poles:
: **Part 2:** Concrete poles for lighting applications.
- NRS 039-1 : Surge arrestors use in Distribution Systems:
: **Part 1:** Guide for the application of gapless metal-oxide surge arrestors.

1.2 LIGHTNING PROTECTION

- SANS 10313 : The protection of structures against lightning.

1.3 EARTHING

- NRS 076 : Earthing of distribution substations with nominal voltages up to and including 132 kV.

-
- SANS 10292 : Earthing of low voltage distribution systems.
- NRS 059 : Recommendations to minimize problems associated with the theft of transformer neutral and neutral earthing conductors.
- SANS 10198-3 : The selection, handling and installation of electric power cable up to 33 kV:
: Earthing systems: General provisions.
- SANS 10198-5 : The selection, handling and installation of power cables up to 33 kV:
: Determining of thermal and electrical resistivity of soil.
- SANS 10198-12 : The selection, handling and installation of power cables up to 33 kV:
: Installation of earthing systems.
- SANS 10199 : The design and installation of earth electrodes.
- SANS 10200 : Neutral earthing in medium voltage industrial power system.

1.4 CABLES AND CONDUCTORS

- NRS 011 : Pilot cables.
- NRS 012 : Cable terminations and line conductors with air-insulated enclosures (insulation co-ordination) for rated AC voltages of 7,2 kV and up to and including 36 kV.
- NRS 013 : Medium voltage cables.
- NRS 018-1 : Fittings and connectors for LV overhead power lines using ABC:
: **Part 1:** Strain and suspension fittings for self-supporting conductors.
- NRS 018-2 : Fittings and connectors for LV overhead power lines using ABC:
: **Part 2:** Strain and suspension fittings for insulated neutral supporting conductors
- NRS 018-3 : Fittings and connectors for LV overhead power lines using ABC:
: **Part 3:** Strain and suspension fittings for bare neutral supporting conductors.
- NRS 018-4 : Fittings and connectors for LV overhead power lines using ABC:
: **Part 4:** Strain and suspension fittings for aerial service cables.

NRS 018-5	: Fittings and connectors for LV overhead power lines using ABC: : Part 5: Current carrying connectors and joints.
NRS 020	: Cable ties for the use with low voltage aerial bundled conductors.
NRS 028	: Cable lugs and ferrules for copper and aluminum conductors.
NRS 053	: Accessories for MV power cables.
NRS 074-1	: Low voltage cable systems for underground electrical distribution: : Part 1: Cables.
NRS 077	: XLPE Cables and accessories for systems with nominal voltages of 44 kV, 66 kV, 88 kV and 132 kV.
NRS 088-1	: Duct and direct buried underground fibre-optic cable: : Part 1: Product specification.
PIESA 1004-1	: Low voltage (600/1 000 V) cable systems for overhead distribution: : Part 1: Cables.
SANS 10198-1	: The selection, handling and installation of power cables up to 33 kV: : Part 1: Definitions and statutory requirements.
SANS 10198-2	: The selection, handling and installation of power cables up to 33 kV: : Part 2: Selection of cable type and methods of installation
SANS 10198-3	: The selection, handling and installation of power cables up to 33 kV: : Part 3: Earthing systems: General provisions.
SANS 10198-4	: The selection, handling and installation of power cables up to 33 kV: : Part 4: Current ratings.
SANS 10198-5	: The selection, handling and installation of power cables up to 33 kV: : Part 5: Determining of thermal and electrical resistivity of soil.
SANS 10198-6	: The selection, handling and installation of power cables up to 33 kV:

-
- : **Part 6:** Transport and storage.
- SANS 10198-7 : The selection, handling and installation of power cables up to 33 kV:
- : **Part 7:** Safety precautions.
- SANS 10198-8 : The selection, handling and installation of power cables up to 33 kV:
- : **Part 8:** Cable laying and installation
- SANS 10198-9 : The selection, handling and installation of power cables up to 33 kV:
- : **Part 9:** Jointing and termination of extruded solid dielectric insulated cables up to 33 kV.
- SANS 10198-10 : The selection, handling and installation of power cables up to 33 kV:
- : **Part 10:** Jointing and termination of paper insulated cables.
- SANS 10198-11 : The selection, handling and installation of power cables up to 33 kV:
- : **Part 11:** Jointing and termination of screened polymeric insulated cables
- SANS 10198-12 : The selection, handling and installation of power cables up to 33 kV:
- : **Part 12:** Installation of an earthing system.
- SANS 10198-13 : The selection, handling and installation of power cables up to 33 kV:
- : **Part 13:** Testing commissioning and fault location.
- SANS 10198-14 : The selection, handling and installation of power cables up to 33 kV:
- : **Part 14:** Installation of aerial bundle conductor cables.

1.5 SWITCHGEAR, SWITCHES AND FUSES

- NRS 003-2 : Metal clad switchgear for rated AC voltages above 11 kV and up to and including 22 kV:
- : **Part 1:** Standardised panels.
- NRS 031 : Alternating current disconnectors and earthing switches above 11 kV.
- NRS 035-1 : Outdoor distribution cut-outs:

-
- : **Part 1:** Drop-out fuse link assemblies or solid link assemblies - Pole-mounted types: For nominal AC voltages up to and including 33 kV.
 - NRS 035-2 : Outdoor distribution cut-outs:
 - : **Part 2:** Expulsion fuse links for nominal AC voltages up to and including 33 kV.
 - NRS 036-2 : Auto-reclosers and sectionaliser – pole-mounted types:
 - : **Part 1:** Auto-recloser with local and remote control capabilities up to 33 kV.
 - NRS 036-2 : Auto-reclosers and sectionaliser – pole-mounted types:
 - : **Part 2:** Auto-reclosers with programmable protection features and local control up to 33 kV .
 - NRS 036-3 : Auto-reclosers and sectionaliser – pole-mounted types:
 - : **Part 3:** Sectionalisers.
 - NRS 046 : Pole-mounted load break switch disconnectors.
 - SANS 1874 : Metal enclosed ring main units for AC voltage above 1 kV up to and including 24 kV.
 - 1.6 TRANSFORMERS**
 - SANS 555 : Unused and reclaimed insulating oils for transformers and switchgear.
 - SANS 60076 : Power transformers (Part 2 to 10)
 - : **Part 2:** Temperature rise (1993).
 - : **Part 3:** Insulation levels, dielectric tests and external clearances in air (2000)
 - : **Part 4:** Guide to lightning impulse and switching impulse testing (2004).
 - : **Part 5:** Short circuit withstand ability (2006).
 - : **Part 7:** Loading guide for oil immersed transformers (2006).
 - : **Part 8:** Application guide (1997).
 - : **Part 10:** Sound levels (2001).
 - SANS 780 : Distribution transformers.
 - NRS 029 : Current transformers for rated AC voltage from 3,6 kV to 420 kV.
 - NRS 030 : Inductive voltage transformers for rated AC voltage from 3,6 kV to 145 kV.
-

-
- NRS 054 : Power transformers.
- NRS 079-1 : Mineral insulating oils (uninhibited)
- : **Part 1:** Purchase, management, maintenance and testing.

1.7 ELECTRICITY DISPENSING AND VENDING EQUIPMENT

- SANS 1524-1 : Electricity prepayment systems:
- : **Part 1:** Prepayment meters.
- NRS 009 : Electricity sales systems.
- NRS 009-2-2 : Electricity sales systems:
- : **Part 2:** Functional and performance requirements.
- : **Section 2:** Credit disposing units.
- NRS 009-2-4 : Electricity sales systems:
- : **Part 2:** Functional and performance requirements
- : **Section 4:** National electricity meter cables and associated numbering standards.
- NRS 009-2-5 : Electricity sales systems:
- : **Part 2:** Functional and performance requirements.
- : **Section 5:** Error handling.
- NRS 009-3 : Electricity sales systems:
- : **Part 3:** Database format
- NRS 009-4 : Electricity sales systems:
- : **Part 4:** National prepayment electricity meter cards.
- NRS 009- : Electricity sales systems:
- : **Part 5:** Testing of subsystems.
- NRS 009-6-1 : Electricity sales systems:
- : **Part 6:** Interface standards.
- : **Section 1:** Interface credit distributions unit (CDU) to standard token translator (STT).
- NRS 009-6-3 : Electricity sales systems:
- : **Part 6:** Interface standards.
- : **Section 3:** System master station/credit dispensing unit interface.

NRS 009-6-4 : Electricity sales systems:
: **Part 6:** Interface standards.
: **Section 4:** Data transfer by physical media.

NRS 009-6-6 to 6-9 : Electricity sales systems:
: **Part 6:** Interface standards.
: **Sections 6 – 9:** STS interface.

1.8 CONSUMER DISTRIBUTION UNITS

NRS 032 : Service distribution boxes – pole-mounted types for overhead single phase AC service connections at 240 V.

NRS 056-1 : Service distribution boxes - Meter kiosks and distribution kiosks:
: **Part 1:** Low voltage non-steel meter kiosks for use in underground networks.

NRS 056-2 : Service distribution boxes:
: **Part 2:** specifications for ground mounted low voltage distribution kiosks.

1.9 OPERATING REGULATIONS

NRS 040-1 : HV operating regulations:
: **Part 1:** Definition of terms.

NRS 040-2 : HV operating regulations:
: **Part 2:** Voltage colour coding.

NRS 040-3 : HV operating regulations:
: **Part 3:** Model regulations.

1.10 QUALITY OF SERVICE AND SUPPLY

NRS 047-1 : Quality of service:
: **Part 1:** Minimum standard.

NRS 047-2 : Quality of service:
: **Part 2:** Reporting guidelines.

NRS 048-2 : Quality of supply:
: **Part 2:** Voltage characteristics, compatibility levels, limits and assessment methods.

NRS 048-4 : Quality of supply:

- : **Part 4:** Application guidelines for utilities.
- 1.11 METERING**
- NRS 057-4 : Electricity metering:
: **Part 1:** Code of Practice.
- NRS 039 -2 : Surge arrestors use in Distribution Systems:
: **Part 2:** Distribution class gapless metal-oxide surge arrestors.
- NRS 043 : Joint use of structures for power and telecommunication lines.
- NRS 041-1 : Overhead power lines for conditions prevailing in South Africa.
: **Part 1:** Safety
- NRS 060 : Code of Practice for clearances for electrical systems with rated voltages up to and including 145 kV, for the safety of persons.
- NRS 061-1 : Specification for overhead ground wire with optical fiber:
: **Part 1:** Product specification.
- NRS 061-2 : Specification for overhead ground wire with optical fibre:
: **Part 2:** Installation guides.
- NRS 066 : Medium voltage insulators.
- NRS 072 : Overhead line fault path indicators.
- NRS 075 : Mechanical torque shear connectors.

C3.2: PROJECT SPECIFICATIONS

The Project Specifications, consisting of two parts, form an integral part of the Contract and supplement the Standard Specifications.

Part A contains a general description of the Works, the Site and the requirements to be met.

Part B contains variations, amendments and additions to the Standard Specifications and, if applicable, the Particular Specifications.

In the event of any discrepancy between a part or parts of the Standard or Particular Specifications and the Project Specifications, the Project Specifications shall take precedence. In the event of a discrepancy between the Specifications (including the Project Specifications) and the drawings and / or the Schedule of Quantities, the discrepancy shall be resolved by the Employer's Agent before the execution of the work under the relevant item.

The Standard Specifications, which form part of this contract, have been written to cover all phases of work normally required for electrical contracts, and they may therefore cover items not applicable to this particular contract.

C3.2: PROJECT SPECIFICATIONS**PART A: GENERAL****1. DESCRIPTION OF THE WORKS****1.1 Location of the Works**

The project is located as shown on the locality plan bound into this document in Section C4.1 of the Site Information.

1.3 Overview of the works

The project entails the ELECTRIFICATION OF HOUSEHOLDS AT MAVELE - PHASE 5 in accordance with Eskom LOU standards and regulations. The leading activities to be undertaken by the contractor will include, the supply, delivery to site and construction of MV and LV reticulation including service connections.

1.4 Extent of the Works

The Contractor shall provide all Plant and Materials – Equipment and labour for the whole of the works, which includes:

Execute all the scope of works and upgrades as instructed in the detailed design drawings.

- a. Position all poles and any stays associated with a particular structure, using the services of an Eskom approved registered surveyor.
- b. Excavate pole, stay and strut holes, erect wooden poles, stays and struts and backfill and compact pole, stay and strut holes in layers of 300mm.
- c. Install MV and LV stays in accordance with the Distribution Standard. Percussion stays may be used on condition that an approved sub-contractor performs the supply and installation of the stays. Pre-tension certificates are supplied per stay. Pre-tensioning are done on all stays as specified in the Distribution Standard.
- d. Assemble the MV structures as well as the Arial Bundle Conductor LV structures according to the Distribution Standards. Wooden poles of 7m, 9m and 11m are used and structures are single-pole midblock design. Only LV ABC sizes 35mm/70mm 4 core are to be utilized.
- e. Assemble and install the MV Links according to Distribution Standards. (Refer to Drawing for positions)
- f. Run out and string bare overhead line conductor (ACSR), code name Fox.
- g. Install the transformers, including MV Surge Arrestors, LV fuse protection units. Pole mounted 22kV/415V three and dual phase transformers as indicated in drawing. 100kVA, 50kVA, 32kVA, 16kVA, etc. (Also refer to Bill of Quantities)
- h. Excavate trenches to a depth of at least 500mm for type 1 MV and LV three point star earth electrodes, install electrodes and backfill and compact on completion.
- i. Install pole top distribution boxes complete with one pigtail bolt and one eye nut per distribution box.
- j. Connect pole top boxes to LV feeders with phasing as indicated on drawing.
- k. Test and commission Infrastructure.
- l. Excavate 5 m and 7m pole holes where 5m and 7m service poles is necessary, erect 5m and 7m wooden poles, backfill and compact pole in layers of 300mm.
- m. Install 20A PLC split meters complete with a ready board in accordance with the latest Eskom standards.
- n. Install meter in Pole Top Box and connect via overhead 10mm Airdac (comms are optional as the document specifies PLC meters), according to Distribution Standards.
- o. Execute post connections as directed by the Employer's Agent
- p. Test and commission House Connections and issue COC's.
- q. Produce as build drawings by a qualified (Eskom approved Surveyor), complete with a comprehensive Electronic Customers data, as instructed by Employer's Agent.
- r. Coordinate with Eskom Clerk of Works (CoW) for ENS or operating diagrams update.
- s. Line-Line closing of spans arrangement, booking and execution.
- t. Signage and Pole numbering, Detailed specification to be requested from Employer's Agent.
- u. Attendance of all defects during the defect liability period.

1.5 Detailed Description of the Works

The following description is a broad outline of the works and does not limit the work to be executed by the Contractor in terms of the contract. The quantities of some of the major items indicated in this section are indicative, not absolute, and are provided to define in general terms the overall scope of the project.

Approximate quantities of each type of work to be carried out in accordance with the contract documents are listed in the Schedule of Quantities in Section C2.2

1.5.1 Temporary Works

The main temporary works would be to provide access to properties for the local community on an on-going, daily basis during the construction. No additional payment would be made for these temporary arrangements.

1.5.2 The Works

The Electrification of households in Mavele within the Greater Tzaneen Municipality.

Village/ Township	Estimated number of Connections
Mavele	213

Labour-intensive works comprise the activities described in SANS 1921-5, *Earthworks activities which are to be performed by hand*, and its associated specification data. Such works shall be constructed using local workers who are temporarily employed in terms of this Scope of Work.

1.5.3 Quantities

The leading quantities of the permanent works to be constructed are approximately as follows:

- Electrical Connections of 213 households

1.5.4 Accommodation of traffic

The accommodation of traffic forms an integral part of the Contract. Traffic will be accommodated within the road reserve during construction using minor detours and Stop/Go facilities working in half widths.

1.5.5 Accommodation of other contractors

In order to ensure the smooth running of all contracts, the Contractor shall be required to liaise with, cooperate with and accommodate all other contractors working on the site, particularly when such other contractors are working in the same area simultaneously.

1.5.6 Ancillary works

Local Emerging Contractors will be responsible for the construction of concrete works and ancillary works including but not restricted to: excavations, road signs and other general work identified by the contractor. The management of the Emerging Contractors are the Established Contractor's responsibility. No extension of time, standing time or claims for the non-performance of the nominated sub-contractors will be permitted. Therefore, the Established Contractor shall make all reasonable provision in the construction programme and its implementation to accommodate the Local Emerging Contractors.

1.5.8 Existing services

The Contractor shall make himself acquainted with the position of all existing services before any excavation or other work likely to affect the existing services has commenced.

It is also expected that unknown domestic services crossings requiring relocation or protection may be encountered along the route as the work proceeds. The Contractor shall make every effort to establish the

location of these services in any area prior to excavations commencing in that area. Such efforts shall include diligent enquiry and discussions with adjacent landowners, visual surface inspection and exploratory trenching investigation as necessary.

The following major services are expected to be encountered during the construction of the Works:

- Electrical and Telephone Poles
- Water Mains
- Fence Lines
- Water and sanitation services

The Contractor will be held responsible for any damage to known existing services caused by or arising out of his operations and any damage shall be made good at his own expense. Damage to unknown services shall be repaired as soon as possible and liability shall be determined on site when such damage should occur.

1.5.10 Environment

The Contractor's attention is called to Part B of these Project Specifications and to the requirements of Part C: Environmental Management Specification contained in section C3.3 Particular Specifications.

1.5.11 Labour

A Project Liaison Committee will be established and will be a vital means of communication between all parties involved with the project. The composition of the PLC comprises representatives of the Employer, the Employer's Agent and formal structures within the community.

The Contractor shall make use of these communication channels and shall appoint from amongst his site personnel a responsible person to participate in the affairs of the PLC, and this representative will be also required to attend the monthly PLC meetings.

It is mandatory that the Contractor shall interact with the community via proactive project liaison and project participation by its leaders and constituted organisations and forums, as well as through the employment of its people, and these activities shall constitute essential facets of the project.

Local labour is to be used and the employment of such labour is to be done in conjunction with the PLC. The PLC has formed a Labour Committee who shall assist the Contractor with the recruitment of local labourers to ensure an equal distribution of people employed between the various Amakosi or ward Cllrs in the area.

1.5.12 Labour-intensive construction methods

Labour-intensive construction shall mean the economically efficient employment of as great a portion of labour as is technically feasible to produce a standard of construction as demanded by the specifications with completion by the Due Completion Date, thus bringing about the effective substitution of labour for plant and equipment.

Appropriate portions of the Works included in the Contract shall be executed using labour-intensive construction methods.

Except where the use of plant is essential in order, in the opinion of the Employer's Agent, to meet the specified requirements by the Due Completion Date, or where the use of plant is essential as a result of occupational health and safety considerations, the Contractor shall use only hand tools and equipment in the construction of those portions of the Works that are required in terms of these Project Specifications to be constructed using labour-intensive construction methods.

These portions of the Works shall be constructed utilizing only locally employed labour and/or the labour of local subcontractors, supplemented by the Contractor's key personnel to the extent necessary and unavoidable, unless otherwise instructed by the Employer's Agent and in accordance with the further provisions of the relevant sections of Portion B of the Project Specifications. The contractor is required to pay minimum wages for all locally employed labour and/or the labour of local subcontractors as specified by the

Employer.

Subject to considerations of occupational health and safety, the portions of the Works to be executed using labour-intensive construction methods are:

- Clearing and grubbing of the Site;
- Excavation or digging of holes for structures up to 2m deep;
- Assist to pulling of conductors upon an instruction of the supervisor;
- Bush clearing;
- Bedding, selected fill, backfilling and compaction of all pipe trenches irrespective of depth, but assisted by mechanical compaction equipment in order to achieve the specified densities;
- Transportation and spoiling of all trench materials, where the disposal site is located within 20 metres of the source;
- Cleaning and tidying up of the Site.
- Pulling and laying of cables including bedding.

In respect of those portions of the Works which are not listed above, the construction methods adopted and the plant utilized shall be at the discretion of the Contractor, provided always that the construction methods adopted and the plant utilized by the Contractor are appropriate in respect of the nature of the Works to be executed and the standards to be achieved in terms of the Contract.

1.6 Temporary Works

The main temporary works would be to provide access to properties for the local community on an on-going, daily basis during the construction. No additional payment would be made for these temporary arrangements.

1.7 Maintenance of the Works during the construction period

The Contractor shall take note of the various requirements of the General Conditions of Contract 2015 and the standard specifications with respect to the care and protection of the Works.

The handing-over of the project is described in the Project Specifications. The Contractor shall be responsible for maintaining the works from the date of hand-over until the issue of the Certificate of Practical Completion.

1.8 Testing of materials

A provisional sum has been allowed in the Schedule of Quantities for all acceptance control testing laboratory work to be carried out by the Employer's Agent using commercial laboratory facilities.

Further testing shall include the electrical tests leading to a Certificate of Compliance.

Process control

The Contractor shall arrange for all tests required for process control to be done by a laboratory acceptable to and approved by the Employer's Agent. The Contractor may establish his own laboratory on site or he may employ the services of an independent commercial laboratory. Whatever method is used, the Contractor must submit the results of tests carried out on materials and workmanship when submitting work for acceptance by the Employer's Agent. The costs for these tests shall be deemed to be included in the relevant rates and no additional payment will be made for testing as required.

Acceptance control

The process control test results submitted by the Contractor for approval of materials and workmanship may be used by the Employer's Agent for acceptance control. However, before accepting any work, the Employer's Agent may have further control tests carried out by a laboratory of his choice.

The cost of such additional tests will be covered by a provisional sum provided in the schedule of quantities, but tests that failed to confirm compliance with the specifications, will be for the account of the Contractor.

1.9 Power supply and other services

The Contractor shall make his own arrangements concerning the supply of electrical power and all other

services. No direct payment shall be made for the provision of electrical and other services. The cost thereof shall be deemed to be included in the rates and amounts tendered for the various items of work for which these services are required.

1.10 Construction in confined areas

It may be necessary for the Contractor to work within confined areas. Except where provided for in the specifications, no additional payment shall be made for work done in restricted areas. In certain places the width of the fill material may decrease to zero and the working space may be confined. The method of construction in these confined areas largely depends on the Contractor's constructional plant.

1.11 Contractor's campsite

Possible locations for a campsite shall be pointed out at the clarification meeting.

The Contractor shall make his own arrangements for the provision of his campsite and housing for construction personnel but the chosen site shall be subject to the approval of the Employer's Agent, the local authorities and, where applicable, the Project Liaison Committee (PLC) associated with the project.

The standard of the Contractor's camp, offices, accommodation, ablution, and other facilities must comply with the requirements of all local authority, environmental and industrial regulations concerned. In establishing and maintaining his campsite, due cognisance is to be taken of the requirements of the Project Specifications.

The Contractor is to fully familiarise himself with all local by-laws and Government regulations for the employment, transport and accommodation of labour on site.

The Contractor shall particularly note that there is a high risk of theft, vandalism and damage to property in this area and strict security will be required for all plant, establishment, temporary works and partially completed works. The Contractor shall be responsible for providing security for all plant, establishment, temporary works and partially completed works. No separate payment shall be made for the provision of such security since full compensation for these costs shall be deemed to be included in the amount tendered for (The contractor's general obligations).

1.12 Additional requirements for construction activities

The travelling public shall have the right of way on public roads, and the Contractor shall make use of approved methods to control the movement of his equipment and vehicles so as not to constitute a hazard on the road.

The Contractor's tendered rates shall include full compensation for all costs which may arise from the construction and maintenance of deviations and construction under traffic. No claim for additional costs which may arise from these methods of traffic accommodation and no additional payment owing to inconvenience as a result of the Contractor's method of working shall be considered. The Contractor shall be required to attend meetings of the local Project Liaison Committee (PLC).

1.13 Construction programme

In addition to any other restrictions accommodated by the Contractor in compiling the construction programme, the following constraints shall be taken into account in the preparation thereof:

- (1) The whole of the Works (and the portions of the Works if completion in portions is required) shall be completed within the time period(s) stated (refer to the Contract Data in section C1.2.2).
- (2) Working days lost due to abnormal rainfall shall be treated as set out in clause B1215.
- (3) Allowance shall be made for non-working days and special non-working days (refer to the Contract Data in section C1.2.2).
- (4) Construction activities must comply with all the specified environmental requirements including the

requirements of Part C: Environmental Management Specification contained in section C3.3 Particular Specifications.

- (5) Construction activities must comply with all the specified health and safety obligations including the requirements of Part E: OHS Act 1993 Health and Safety Specification contained in section C3.3 Particular Specifications. This shall include Covid 19 Protocols.
- (6) Strict control of access to and from local public roads shall be required when construction vehicles, plant or equipment leave or enter the site.
- (7) The Contractor's programme of work shall take due cognisance of risks by limiting the duration of the exposure of the various construction elements to natural phenomena.

For the guidance of Tenderers, a provisional preliminary construction programme is included below. This programme is given in good faith and no claims shall be entertained due to inaccuracies, discrepancies or omissions contained in the programme.

PRELIMINARY CONSTRUCTION PROGRAMME

ACTIVITY		Duration	Month 1			Month 2			Month 3			Month 4			Month 5			Month 6		
		(Weeks)																		
1	Project handing Over																			
2	Material Procurement/ Cession Administration (If applicable)																			
3	Site Clearance and Establishment																			
4	Pegging out works (by an Eskom approved Surveyor)																			
5	Digging Holes																			
6	Plant Poles																			
7	Assemble Structures (LV and MV)																			
8	Stay Assembly (LV and MV)																			
9	Connect Service Boxes																			
10	Medium Voltage Stringing																			
11	Low Voltage Stringing																			
12	Transformer Installation																			
13	LV/MV Protection - Morsdotf Fuses																			
14	CTVT and Auto Recloser (If Applicable)																			
15	Installation of Earthing																			
16	Pole and Equipment Numbering																			
17	House Connections																			
18	Tests and Commissioning																			
19	PCS File (Customer/ Beneficiary Data Collection)																			
20	Survey as Built Drawings, ENS Update																			
21	Snag List Attendance																			
EXPECTED CASH FLOWS (in Rands)		R (Total)																		

2. DRAWINGS

The drawings listed in the table below were prepared and issued by the Employer for construction purposes.

At commencement of the contract, the Employer's Agent shall deliver to the Contractor three complete sets of A1 paper print drawings copies for construction purposes and any instructions required for the commencement of the works. These A1 paper prints are issued free of charge and the Contractor shall make any additional prints he may require at his own cost. From time to time thereafter during the progress of the works, the Employer's Agent will issue further drawings as may be necessary for adequate construction, completion and defects correction of the works. The work shall be carried out in accordance with the latest revision.

Any information in the possession of the Contractor which the Employer's Agent requires to complete the as-built drawings shall be supplied to the Employer's Agent before a certificate of completion shall be issued. Only figured dimensions shall be used and drawings shall not be scaled unless so instructed by the Employer's Agent. The Employer's Agent shall supply all figures / dimensions omitted from the drawings.

The levels given on the drawings are subject to confirmation on site, and the Contractor shall submit all levels to the Employer's Agent for confirmation before he commences any structural construction work. The Contractor shall also check all clearances given on the drawings and shall inform the Employer's Agent of any discrepancies.

	DESCRIPTION	DRAWING NO.
1.	Electrification of Mavele Detail Design MV LV Layout 1	EE.CCE112.LLV.MV.01
2.	Electrification of Mavele Detail Design MV LV Layout 2	EE.CCE112.LLV.MV.02

3. PROCUREMENT

3.1 Preferential procurement procedures

Preferential points shall be allocated and tenders awarded in accordance with T1.2 "TENDER DATA" clause F.3.11.

4. CONSTRUCTION

4.1 Applicable SANS 2001 standards for construction work

All construction work must conform with the relevant SABS or SANS specifications referred to in the 'Standard Specifications or in Section C3.2: Project Specifications, Part B: Amendments to the Standard Specifications, of this document.

i)

4.2 Applicable national and international standards

All items of plant supplied and/or installed, whether expressly specified herein or not, shall conform in respect of quality, manufacture, tests and performance with the requirements of the appropriate South African National Standards (SANS) Specifications and addenda thereto, or, if no such Specification exists covering any one or more of these requirements, with the relevant requirements of the appropriate British Standard Specifications and addenda thereto, except where elsewhere required by this Specification or approved by the Employer's Agent.

4.3 Particular / generic specifications

As well as the 'Amendments to the Standard Specifications' contained in Part B of Section C3.2: Project Specifications, of this document, the following Particular Specifications as contained in Section C3.3, are applicable to this Contract:

Part C: Environmental Management Specification
Part D: OHS 1993 Health and Safety Specification
Part E: Small Contractor Development

C3.2: Project Specifications, amends these references to the 2015 3rd edition of the General Conditions of Contract for Construction Works published by the South African Institution of Civil Engineering which is applicable to this Contract.

4.4 Certification by recognized bodies

Where the South African Bureau of Standards has issued a licence for the use of its Mark on products complying with any of its Specifications, only such products which carry the Mark shall be supplied. Preference will be given to plant manufactured in South Africa.

4.5 Plant and materials provided by the Employer

No plant and materials are to be provided by the Employer.

5. MANAGEMENT

5.1 Applicable SANS 1921 standards

The following parts of SANS 1921 and associated specification data are applicable:

SANS 1921-1: 2004: construction works	Part 1: General Engineering and
SANS 1921-6: 2004:	Part 6: HIV/AIDS awareness

Specification data associated with SANS 1921-1	
Clause No.	Essential data
4.1.7	There are no requirements for drawings, information and calculations for which the Contractor is responsible.
4.2.1	The responsibility strategy assigned to the Contractor for the works is 'A'.
4.3.1	The programme must conform to clause 1204 'Programme of Work' of the 'Standard Specifications' and clause 5.6 'Programme' of the 'General Conditions of Contract 2015'.
4.3.3	The Contractor must give 24 hours' notice for inspection of work that is to be covered up.
4.7.3	Where applicable, the Contractor is afforded the opportunity of pricing an item to cover costs of unavoidable overbreak.
4.12.2	The samples of materials, workmanship and finishes that the Contractor is to provide and deliver to the Employer are to be as described in clause 1205 'Workmanship and Quality Control' of the 'Standard Specifications' and clause 7 'Quality and Related Matters' of the 'General Conditions of Contract 2015'.
4.12.2	The fabrication drawings that the Contractor is to provide to the Employer are: none.
4.14.5	The Contractor is to provide latrine and ablution facilities as described in Part C 'Environmental Management Plan' in Section C3.3: Particular Specifications of these Project Specifications.
4.14.6	The requirements for the provision and erection of sign boards are as described in clause 1207 'Notices, Signs and Advertisements' of the 'Standard Specifications', and as detailed in the 'Example of Contract Signboard Details' in Section C4: Site Information of these Project Specifications.
4.17.1	The requirements for the termination, diversion or maintenance of existing services are described in clause B1202 of Part B of Section C3.2: Project Specifications.
4.17.3	Services that are known to exist on the site are described in clause B1202 of Part B of Section C3.2: Project Specifications.
4.17.4	The requirements for detection apparatus for locating underground services are: none.
4.18	The additional health and safety requirements are described in Part E 'OHSA 1993 Health and Safety Specification' in Section C3.3: Particular Specifications of these Project Specifications.

5.1.1 Additional clauses

5.1.1.1 Site meetings and procedures

Site meetings shall be convened 'Monthly Site Meetings' of the 'Standard Specifications'. The Contractor shall keep on site a set of minutes of all site meetings, daily records of resources (people and equipment employed), a site memoranda book, a complete set of contract working drawings and a copy of the procurement document, and shall make these available at all reasonable times to all persons concerned with the contract.

5.1.1.2 Water and electricity

The Contractor is to provide water and electricity 'Water' and 1404 'Services' of the 'Standard Specifications'.

Specification data associated with SANS 1921-6	
Clause No.	Essential data
4.2.1(a)	A qualified service provider is one that is an accredited or provisionally accredited training service provider in the HIV/AIDS field. A list of accredited service providers can be obtained from the Construction SETA (CETA) (tel. 011 265 5900), Health and Welfare SETA (HWSETA) (011 622 6852) or on the Health and Welfare SETA website: www.hwseta.org.za .
4.2.1(a)	The HIV/AIDS awareness programme is to be repeated at four monthly intervals throughout the duration of the contract.

5.1.2 Additional clauses

The duration of each workshop shall not be less than 2½ hours.

5.2 Recording of weather

The Contractor shall erect a rain gauge and record the rainfall 'Standard Specifications'. This information together with other details of the prevailing weather conditions shall be recorded in the daily site diary.

5.3 Unauthorised persons

The Contractor shall keep unauthorised persons away from the Works at all times. Under no circumstances may the Contractor's personnel be accommodated on the site.

5.4 Management meetings

Management meetings are to be held bi-weekly at a time convenient to all concerned, to discuss planning and health and safety amongst other things. Attendance by the Contractor's and the Employer's Agent's representatives on site is mandatory, and attendance by other interested parties will be by invitation.

5.5 Forms for contract administration

The Employer's Agent's representative will provide standard forms for 'Site Diary', 'Site Memoranda', 'Requests for Inspection' and any others deemed to be necessary during the contract.

5.6 Electronic payments

Payments of approved payment claims will be made electronically upon submission of the Contractor's banking details.

5.7 Daily records

A site diary is to be compiled jointly by the Contractor's and the Employer's Agent's representatives on site and is to be agreed and signed by both parties. The original signed copy is to be retained by the Employer's Agent's representative.

The Contractor is to keep daily records of people and equipment on site in a format to be agreed by the Employer's Agent's representative, and is to provide copies to the Employer's Agent's representative when requested.

5.8 Payment certificates

Details of measurements, proof of payment for items contained in provisional sums, proof of ownership of materials on site and documentation pertaining to contract price adjustment and special materials, are required as substantiation of claims for payment.

5.9 Permits

No security/ entrance permits are required by the Contractor's personnel to enter the site.

5.10 Proof of compliance with the law

There are no requirements for the Contractor to verify compliance with any legislation.

C3.2: PROJECT SPECIFICATIONS**PART B: AMENDMENTS TO THE STANDARD SPECIFICATIONS****PROJECT SPECIFICATIONS RELATING TO THE STANDARD SPECIFICATIONS AND OTHER ADDITIONAL SPECIFICATIONS**

The Contractor shall erect the MV and LV overhead line reticulation systems in accordance with Municipal Standards and Eskom's Electrification Standards (Wood Structures). The internal MV distribution systems shall comprise of "Mink" aluminium conductor steel reinforced configuration on 12m, 11m or 9m wooden poles and shall be built to 22kV specifications.

The LV distribution systems shall comprise an aerial bundled conductor (ABC) system, of the supporting core type mounted overhead on either 7 or 9 metre wooden poles. LV distributor spurs

shall extend within a radius of approximately 500m from transformer positions depending on individual voltage drop requirements. LV distributor spurs shall share pole structures with the MV system where these follow parallel routes providing clearance of LV can be achieved.

Transformers shall be of the pole mounted type suitably rated to serve anticipated individual LV distributor loads and shall be of the SABS 780 type. All materials supplied by the Developer shall conform to SABS or Eskom's Buyer's Guide (Part 9 of DT Standard).

1. MV Overhead Line

The MV overhead feeder system shall comply with the requirements of Eskom's Distribution Technology, Electrification Standards and Guidelines as and where applicable for an urban concrete pole reticulation system.

a) Conductor

Type	:	Aluminium conductor steel reinforced.
Code Name	:	Mink - see Bill of Quantities/drawings
Mass	:	85kg/km / 149kg/km
Ultimate tensile strength	:	7 900 / 13 200 Newtons
Max working tension	:	@ -5°C + wind 5 240 / 8760 Newtons.
Mounting	:	See structure codes on drawings.

The maximum working tension may be exceeded only during the construction stages when the conductors are to be "over-tensioned" to 1.05 x MWT for a period of not less than 8 hours nor longer than 24 hours after which the tension is to be reduced to a figure not to exceed the stated maximum working tension of the conductor concerned.

b) Poles

Pole type	-	Wood
Pole lengths	-	7m for LV distributor 9m for LV road crossing, 11m and 12m for MV Line
Planting depth	-	1.5, 1.8 and 2m respectively
Pole marker	-	painted - black on yellow background.

c) Stays

Type	-	Fiber glass for MV and Porcelain of LV
Rods	-	M20 - 2000 long
Base plate	-	380 x 380 x 6 galvanized
Staywire	-	7/4mm, 1100 MPA - galvanized

Planting depth - 2m

Stays are indicated on the drawings by means of the structure codes.

d) Flying Stays

Flying stays shall be installed in the positions indicated on the drawings by the structure codes. Anchor poles shall be as specified for the line structures and of sufficient length to ensure the required ground clearance. Overhead staywire shall be 7/4.00mm as specified for stays.

e) Struts

Struts shall be installed in the positions indicated on the drawings by the structure codes. Strut poles shall be as specified for the line structures. Line structure poles shall be fitted with suitable ground anchors at all strut positions. Struts shall be fitted with barbed wire anti climbing devices.

f) Insulators, Line Clamps and Other Line Components, Pole Dressing Hardware etc.

All in accordance with Eskom's Distribution Reticulation Technology, Electrification Standards and Guidelines with particular reference to the detailed material take off sheets provided for the various line structures.

g) Sags and Tensions

The Developer shall provide suitable dynamometer sighting rods or other approved apparatus necessary for proper checking of the work. Dynamometers shall be calibrated in kg or kN.

h) Surge Arrestors

Surge arrestors shall be of the metal oxide outdoor hermetically sealed, vertical base mounted type, rated at 11kV or 22kV, 10kA impulse current.

i) Sectionalisers

•

Dropout fuses shall be provided for each transformer zone.

2. Pole Mounted Transformers

Transformers shall generally comply with the following details:

Situation	:	Outdoors
Mounting	:	Suitable for single pole structure
Type	:	SABS 780
kVA rating	:	100/50 (as indicated on drawings)
No load voltage ratio	:	22 000/415/231 volt
Vector group	:	Dyn 11
Parallel operation	:	Not required
MV and LV connections	:	External bushings with suitable insulated connections.

The transformers shall connected on the MV side through the use of links/or fuses as indicated on the drawings.

3. LV ABC Overhead Lines

LV ABC overhead lines shall comply with the requirements of Eskom's Distribution Reticulation Technology, Electrification Standards and Guidelines as and where applicable. The LV ABC system may share pole structures with the MV system wherever these follow parallel routes.

a) LV Aerial Bundled Conductor

•

System Detail	- 415/231 volt, 3 phase, 4 wire, 50 Hz
Type ABC	- Bare Neutral ABC in accordance with SABS 1418

The following ABC sizes are to be utilised (aluminium conductors).

Ultimate strength

(54.6 BN supporting core) - 16 600 N 1690 kgf

Max working tension

(54.6 BN supporting core) - 6640 N 676 kgf

The ABC shall be installed in strict accordance with the manufacturer's recommendations and so as to ensure that the statutory clearances as specified in the Eskom Distribution Standard are maintained at all times. The Contractor shall submit details of terminations to be used to the Engineer for his approval before installation of the bundle.

b) Poles

Pole type	Wood
Pole lengths	7m/9m
Planting depth	1.3m/1.5m respectively
Pole marker	Black painted letters on yellow background.

c) Stays

LV stays for wooden poles in the Eskom Distribution Standard. Stays are indicated on the drawings by means of the structure codes.

d) Flying Stays

LV flying stays for wood poles in the Eskom Distribution Standard and indicated on the drawings by means of the structure codes.

e) Struts

Strut are as detailed for the MV system described in Clause 3.5

f) Line Clamps, Connections, Pole Dressing and Mounting Hardware

All in accordance with Eskom's Distribution Construction Standards.

i) Connectors

Connectors shall be of the insulation piercing type for main and tap conductors, except for the bare neutral when a double PG clamp will be utilized.

The connector housing shall be made entirely of weather resistant plastic materials. No metallic parts outside the housing will be accepted (except for the tightening bolt).

The tightening bolt shall incorporate an over torque shearing head which will allow a clamping torque in conformity with the manufacturer's re-commendations, without the use of any special tools.

No energised parts shall be exposed or accessible by the operators during installation.

ii) **Mounting brackets**

All mounting hardware shall comply with the Eskom Distribution Standard for bare neutral ABC.

Suspensions bracket max. Vertical load - 700 daN

Strain clamps max. horizontal load - 1500 daN

Brackets are to be manufactured from corrosion resistant materials. Galvanised steel brackets are not acceptable.

g) **Sags and Tensions**

Sags and tensions are as detailed for the MV system described in Clause 3.2.3(g)

h) **Surge Arrestors**

No surge arrestors are required on the LV system. A 6kV, 10kA impulse surge arrestor will be provided on the LV neutral of the transformer.

4. Civil Infrastructure

The Contractor shall provide the following excavations.

a) Pole holes as required for both MV and LV overhead line systems.

Pole excavations	:	5m	-	1200 long 1000 wide 1000 deep
		4m	-	1200 long 1000 wide 1000 deep
		7m	-	1200 long 1000 wide 1300 deep
		9m	-	1200 long 1000 wide 1500 deep
		10m	-	1200 long 1000 wide 1800 deep
		11m	-	1200 long 1000 wide 1800 deep

b) Strut and stay holes as required for both MV and LV overhead line systems. Strut and stay excavations: 2000 long 1000 wide 1700 deep

c) Trenching for structure and operator earthing systems.

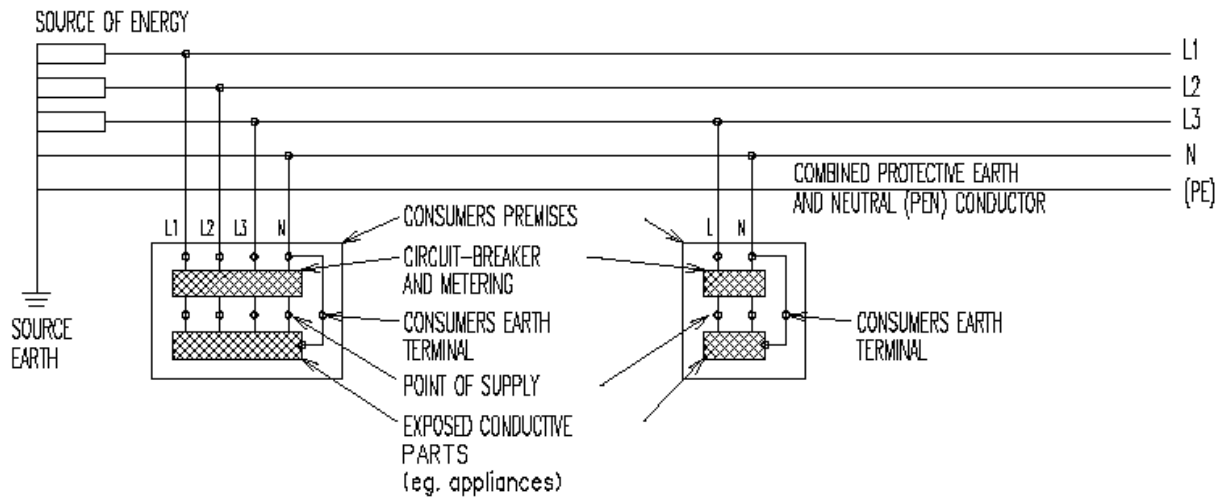
Trench excavation : 300 wide, 600 deep.

5 Clearances

Eskom Standards as well as Occupational Health and Safety Act shall be adhered to. The overhead line routes require a number of both MV and LV crossings over roads. Correct clearance heights as specified in the Eskom Distribution Standard shall be adhered to. Annexure R details clearance requirements.

6 Earthing

In accordance with Eskom Distribution Standard Part 2, with particular reference to: Earthing system philosophy TN -C - S.



Results of soil resistivity survey at 2 points.

Min Cu area : 16mm² stranded
12mm² solid

- Low Voltage
 - 11 kV system : 30 Ohms
 - 22 kV system : 70 Ohms
- Medium Voltage
 - 11kV system : 30 Ohms
 - 22kV system : 30 Ohms

NB.: The extent of earthing must be indicated on the Design, Construction and "As Built" drawings.

Allowance shall be made for the supply and installation of the various earthing requirements as listed hereunder.

- a) Bonding all pole top and/or crossarm hardware
- b) Basic pole earthing - MV and LV systems. (All structures not listed below).
- c) Pole mounted transformer tank and MV surge arrestors.
- d) Pole mounted transformer LV neutral.
- e) LV ABC at first structure from transformer.

7 Budget Energy Controllers

20A PLC Split meters will be supplied in accordance with Eskom's Specification.

8 Pole Top Boxes

A pole-top distribution box shall be used to connect all customers from poles along the LV distributor. The pole-top distribution box shall be in accordance with SCSSCAAH3. The 120A MCB inside the pole-top box can be used to connect four customers with 20 A supplies. Where a

customer with a 60 A supply is to be connected from a pole-top box an additional 63A MCB shall be mounted in parallel with the existing MCB and the customer shall be fed separately.

The pole top distribution boxes are to comply with the requirements of Eskom's Distribution Reticulation Technology, Electrification Standard as and where applicable.

- b) Two way distribution boxes are to be equipped with 1 x 50A circuit breaker.
- c) Four way distribution boxes are to be equipped with 1 x 50A circuit breaker.
- d) Eight way distribution boxes are to be equipped with 2 x 50A circuit breakers.

The 10mm² core of the service cable shall be used to supply the 63 A MCB from the 50 A MCB as indicated in drawing D-DT-0363. Where a project consists of only 60 A connections a pole-top box with a 120 A MCB shall be used. The 120 A MCB can be used to connect four customers with 60 A supplies. The pole-top box shall be secured to the pole stainless steel strapping D-DT-3131.

9 Internal House Installation

Only installations with COC's will be connected. ECU's with 4-way outlet boxes will be installed if no electrical installation exits in dwellings.

10 Clearance Between MV And LV Conductors

The line profile for the 22kV line will satisfy the clearances given in the Occupational Health and Safety Act, Act No. 85 of 1983 (OHS) detailed in the following table. Refer to the Construction Handbook for the minimum vertical clearances of power lines at maximum sag and swing.

Section 15 of the Electrical Machinery Regulations of the OHS Act specifies the minimum clearances between bare conductors and other conductors and objects. This is the minimum distance that must be maintained in all conditions up to a conductor temperature of 50 degrees centigrade and wind pressure of 500Pa. It is assumed that the lower conductor is at ambient temperature during design to establish this clearance.

Table 1. Minimum clearances for bare OH MV lines

Maximum phase-to-phase voltage (kVrms)	Clearance to ground A- Outside town B- Inside town	Above roads and railway lines	Clearance to communication lines and other power lines	Clearance to buildings and structures not forming part of power lines
1,1 or less	A - 4,9m B - 5,5m	6,1m	0,6m	3,0m
7,2	A - 5,0m B - 5,5m	6,2m	0,7m	3,0m
12	A - 5,1m B - 5,5m	6,3m	0,8m	3,0m
24	A - 5,2m B - 5,5m	6,4m	0,9m	3,0m

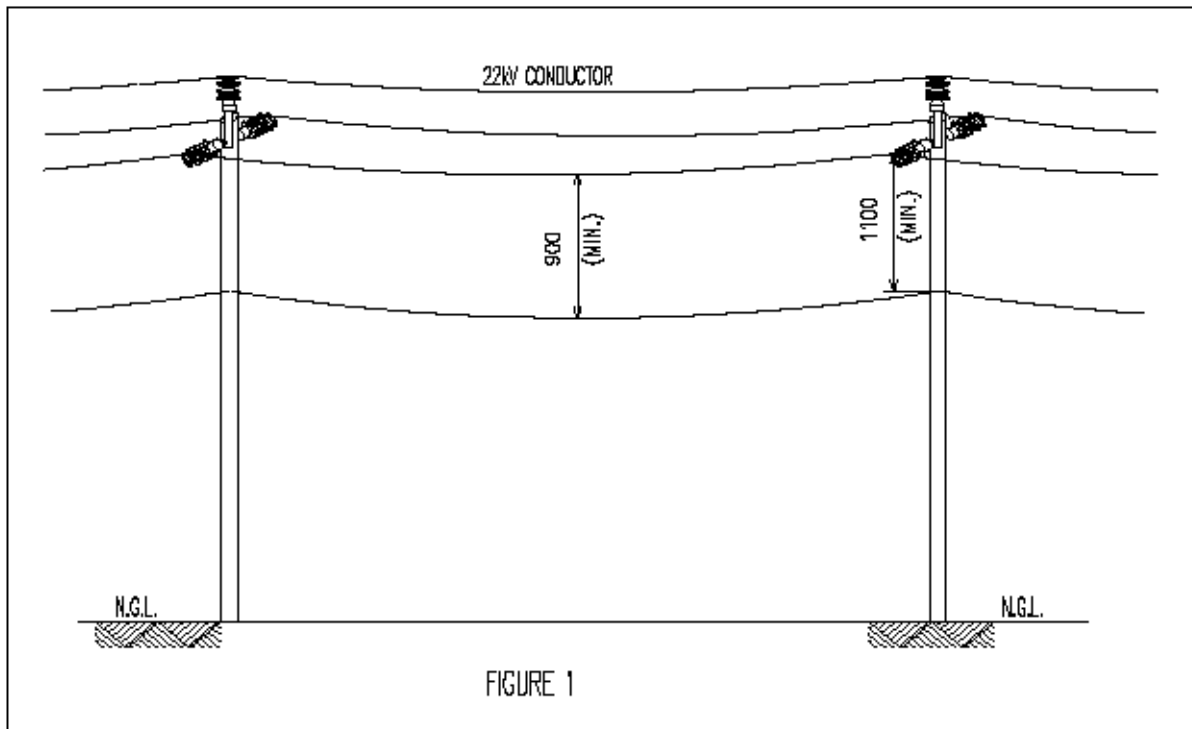
11 MV line crossing an LV line

In the case of a MV line crossing a LV line then the spacing of column 6 of the table should be complied with under the conditions specified. For a 22kV line over a LV line the clearance is thus 900mm minimum. Should however a structure supporting the LV line be beneath the MV lines then the clearance between the **MV conductors** and the **LV structure** should be as per column 7 i.e. 3m. This is to provide a safety distance that will allow work to be carried out on LV equipment on the structure in addition to the minimum safety clearance.

Normal work to be carried out on the power line (e.g. planting/replacing the pole, stringing, tensioning or replacing conductor) will require the isolation and earthing of the MV line in accordance with OPR 6204 (ORHVS) regulation 5.03.

12 Shared structures

In the case of a set of structures being used to support both MV and LV lines then the clearances in column 6 are used to comply with the Act. For LV conductor running under 22kV conductors on the same structures the minimum clearance to satisfy the Act will be 900mm. The Distribution Standard specifies a minimum spacing between the MV and LV conductors of 1100mm at the attachment point to ensure that the requirement in the Act is met.



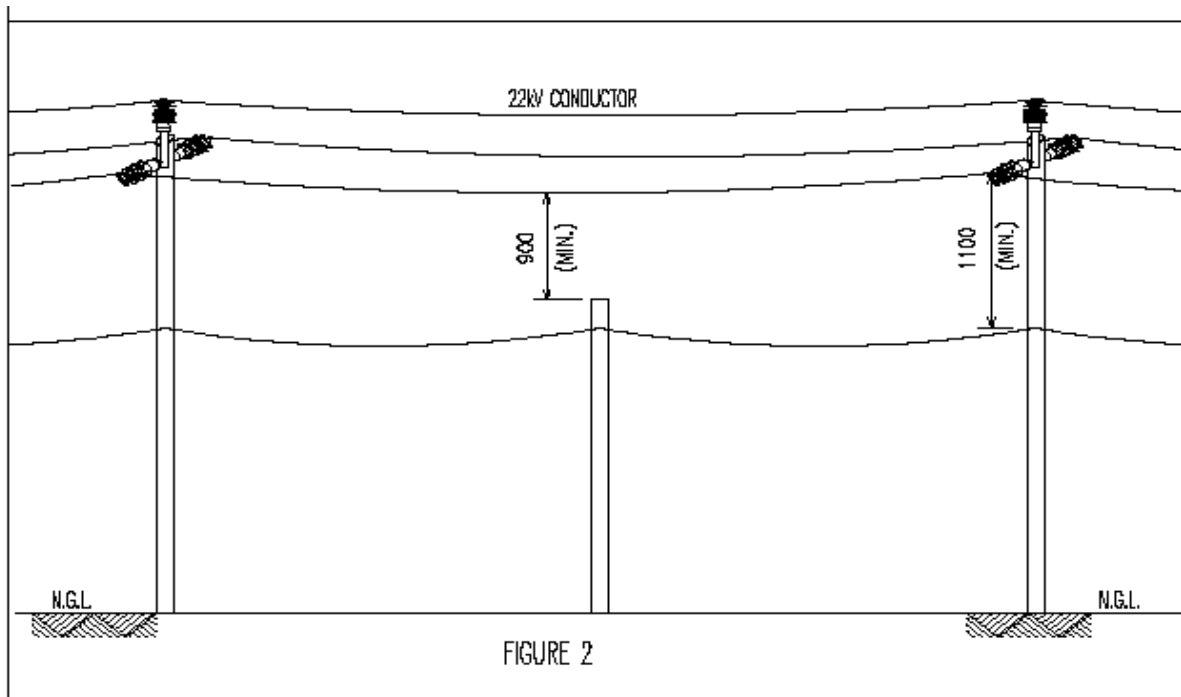
Work is able to be carried out on LV equipment on this structure and still maintain the minimum working clearance, e.g. disconnecting, connecting, inspecting or installing a customer service connection, pole top box or streetlight. This is illustrated in figure 1. Normal work to be carried out on the power line (e.g. planting/replacing the pole, stringing, tensioning or replacing conductor) will require the isolation and earthing of the MV line in accordance with OPR 6204 (ORHVS) regulation 5.03.

13 Semi shared structures

For the case of a LV line running beneath a MV line where the line structures do not all support the MV line then it has been agreed with the Inspector that the spacing as in column 6 will apply. This clearance will apply to the conductors at the common support structures and within the span. At structures only supporting the LV conductors and LV equipment, then the clearance will apply between the MV conductor and the top of the LV structure. Again this clearance is to be the minimum clearance under the case of the MV conductor at 50 degrees centigrade. This is shown in figure 2.

It is further stipulated by the Inspector that, should work be carried on these LV power lines e.g. planting/replacing the pole, stringing, tensioning or replacing conductor, the MV line above the structure should be isolated accordance with OPR 6204 (ORHVS) regulation 5.03. Disconnecting, connecting, inspecting or installing a customer service connection, pole top box or streetlight on this pole will be carried out in the same way as would be done on a shared structure.

It must be noted that this DHO does not intend to restrict work in terms of the standard practices provided for in OPR 6204 (ORHVS) Regulation 5.03.6.3 – Work in close proximity or, OPR 6204 (ORHVS) Section 7 – Live Work. This implies that certain work on the power line (LV or HV) can commence with both systems alive utilizing prescribed live work techniques.



14 Clearances For Equipment Mounted On Power Line Structures

Section 15 is concerned with the safety of people by placing live conductors out of reach. It is not concerned with equipment or performance of the system. It is concerned with the clearances between a live conductor and another circuit’s conductor or other places that a person may occupy. It does not apply to conductors of the same power line. It does not cover all possible configurations. It does not apply for clearances to insulated systems such as LV ABC, insulated services or MV cables.

Table 1, column 2 gives a minimum safety clearance for each system voltage. This is the minimum distance to an energised conductor that a person may approach with reasonable safety. There is a reasonable safety margin built into these distances to ensure that there will be a low probability of breakdown of the air between the conductor and a person at this distance.

The determination of clearances for specific cases is based on the determination of an “object” space, which is added to the electrical clearance. As an example the clearances given in column 3, minimum clearance to a power line above ground outside townships, is based on an object space of 4.9m. The object in this case is the largest vehicle that will normally pass under the power line. This 4.9m object clearance is added to the electrical clearance of 0.3m at 22kV to give the 5.2m clearance for a 22kV power line.

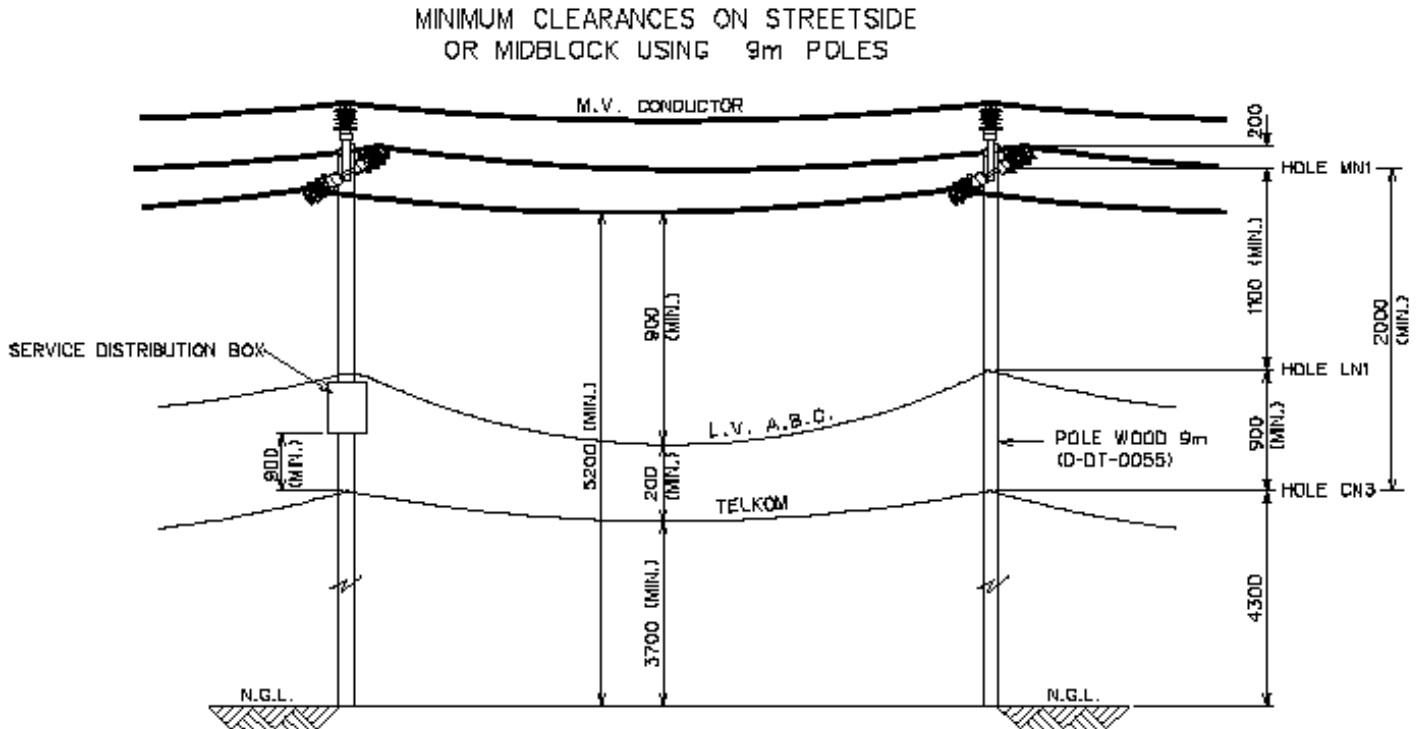
15 Equipment on power line structures

Table 2: Minimum clearance for live terminals of equipment mounted on line structures

MAXIMIM RATED PHASE TO PHASE VOLTAGE	MINIMUM CLEARANCE IN METERS	
1.1 or less	-	3.6
7.2	0.15	3.7
12	0.20	3.9
24	0.32	4.0
36	0.43	4.2

While the height of the power line is specified in the regulations the case of electrical equipment mounted on power line structures is not. The object space for this type of situation and the subsequent overall ground clearance was agreed to with the Inspector. The clearances are given in table 2. This is as per the Department of Manpower reference 34/2/4/1/2 of 5 May 1992.

The clearances given in table 2 are the clearance between the live terminals of the structure-mounted equipment and ground level. Since the equipment that Eskom install on poles does not have bushings at a consistent height from the base of the equipment the Distribution Standard mounting heights have been developed by ensuring that the equipment base is at a height of 4m from ground level.



LOW VOLTAGE

- ABC (Without Telkom) ABC (With Telkom)
 - a) Main roads : 5,1m : 5,3m
 - b) Across roads in townships : 4,7m : 4,9m
 - c) Along roads : 3,7m : 3,7m
 - d) Across plots : 3,3m : 3,5m

Note that Eskom and Telkom have agreed that a minimum clearance of 1,8m will be provided between bare Eskom power lines above 1,1 kV, and communication lines at crossing points. For exemptions see part 0 of the Distribution Standard.

- Midspan clearance (Shared services)
 - a) Not less than 0,2m between insulated LV power cables and telecommunication cables.
 - b) Not less than 1,5m between bare MV power conductors and telecommunication cables at the worst condition of sagging.
 - c) Telkom ground clearances
 - over roads : 6,1m
 - along roads in town : 3,6m
 - along roads outside town : 3,0m
- Clearances at attachment points on a structure
 - a) Telkom to ground : 4,3m
 - b) Telkom to low voltage conductor : 0,9m
 - c) Telkom to medium voltage conductor : 1,5m

16 Service cables

- a) Main roads : 5,2m
- b) Across roads in townships : 4,7m
- c) Along roads : 3,0m (align with Telkom)
- d) Over private property : 2,5m

The Contractor's obligations under the Contract comprise the construction and completion of the Works. The provision of all labour, materials, construction plant, temporary works and everything, whether of a temporary or permanent nature required in and for such construction and completion so far as the necessity for providing the same is specified in or reasonably to be inferred in the Contract.

C3.3: PARTICULAR SPECIFICATIONS

In addition to the Standard Specifications and the Project Specifications, the following Particular Specifications shall apply to this contract and are bound in hereafter:

PART C: ENVIRONMENTAL MANAGEMENT SPECIFICATION	C73
PART D: OHS&A 1993 HEALTH AND SAFETY SPECIFICATION	C79
PART E: SMALL CONTRACTOR DEVELOPMENT.....	C84

C3.3 PARTICULAR SPECIFICATIONS**PART C: ENVIRONMENTAL MANAGEMENT SPECIFICATION****C.1 General**

In order to ensure that the construction work is carried out in an environmentally sensitive manner, strict compliance with the Environmental Management Plan (EMP) guidelines is required. The purpose of the EMP is to:

- Encourage good management practices through planning and commitment to environmental issues,
- Provide rational and practical environmental guidelines to:
 - i. Minimise disturbance of the natural environment,
 - ii. Prevent pollution of land, air and water,
 - iii. Prevent soil erosion and facilitate re-vegetation.
- Adopt the best practicable means available to prevent or minimise adverse environmental impact,
- Develop waste management practices based on prevention, minimisation, recycling, treatment or disposal of wastes,
- Train employees and contractors with regard to environmental obligations.

C.2 Training and Induction of Employees

- The Contractor has a responsibility to ensure that all those people involved in the project are aware of and familiar with the environmental requirements for the project (this includes subcontractors, casual labour, etc.). The EMP shall be part of the terms of reference for all contractors, subcontractors and suppliers.

C.3 Complaints Register and Environmental Incident Book

Any complaints received by the project team from the public will be recorded. The complaint should be brought to the attention of the site manager, who will respond.

The following information must be recorded:

- Time, date and nature of the complaint,
- Type of communication (telephone, letter, etc),
- Name, contact address and telephone number of the complainant,
- Response and investigation undertaken and
- Actions taken and by whom.

All complaints received will be investigated and a response given to the complainant within 14 days.

All environmental incidents occurring on the site will be recorded. The following information will be provided:

- Time, date, location and nature of the incident,
- Actions taken and by whom.

C.4 Site Cleanliness and Neatness

- Location of a construction camp is to be approved by the Employer's Agent and is to be restored to its previous condition after completion of construction.
- The construction camp should preferably be fenced with a 1.8m bonnox fence or similar approved.
- All materials, equipment, plant and vehicles must be stored within the construction camp.
- A dedicated area must be made available for construction staff to change and store their personal belongings.

C.5 Access

- Access to existing roads, schools, buildings, shops and residential properties must not be impeded during construction.
- Access roads utilised by the Contractor must be maintained in good condition.

C.6 Borrow Pits

- Mining authorisations (permits) for borrow pits must be obtained from the Department of Minerals and Energy (DME) in consultation with the Department of Water Affairs and Forestry (DWAF).
- Spoil dumps resulting from borrow pits must not interfere with any natural surface drainage.
- Borrow pits must be rehabilitated after use in accordance with the requirements of DME and DWAF.

C.7 Dust Control / Air Quality

- Dust suppression measures must be implemented during construction by ensuring that all surfaces prone to dust generation are kept damp (e.g. use of water tanker).
- Ensure that vehicles and equipment are in good working condition and that emissions are not excessive.
- Special care must be taken in areas where the route passes close to schools and residential areas.
- The speed of construction vehicles must be reduced.

C.8 Fauna

- Contractor staff may not chase, catch or kill animals encountered during construction.

C.9 Fire Prevention and Control

- Smoking is prohibited in the vicinity of flammable substances.
- The contractor must ensure that fire-fighting equipment is available on site, particularly where flammable substances are being stored or used, and that construction staff are aware of where it is kept and how it is operated.
- Fires started for comfort (warmth) are prohibited, due to the risk of veld fires and risk to adjacent property owners' lands.

C.10 Grave Sites

- Gravesites in close proximity to the road must not be disturbed during construction.

C.11 Materials Handling and Spills Management

- Any hazardous materials to be used during construction (e.g. lime, fuel, paint, etc) are to be stored in a designated area at the campsite.
- The storage containers/facilities (including any diesel/petrol tanks) must be placed on an impermeable surface and surrounded by a bund wall, in order to ensure that accidental spillage does not pollute the environment.
- Workers must at all times be made aware of the health and safety risks associated with any hazardous substances used (e.g. smoking near fuel tanks), and must be provided with appropriate protective clothing/equipment in case of spillages or accidents.
- Ensure all staff and contractors undergo relevant training in the maintenance of equipment to prevent the accidental discharge or spill of fuel, oil, lubricants and other chemicals.
- Any spill of potentially hazardous materials must be cleaned up immediately (Potentially hazardous materials on site include paint, oil, grease, fuel, turpentine, etc).
- The area of contaminated soil or spill must be deposited into the hazardous waste container(s).
- The contractor should keep Peat Sorb or a similar absorbent on site to clean up any spills. The absorbent must be stored in a designated area and be available for inspection.
- All spills are to be recorded in the environmental incident book.

C.12 Noise

- Noise generating activities must be restricted to between 07h00 and 17h00 Monday to Friday, unless otherwise approved by the appropriate competent person in consultation with adjacent landowners/affected persons.
- All equipment, vehicles and machinery must be in good working condition and be equipped with sound mufflers if necessary.
- Construction staff must be trained and made aware of not creating unnecessary noise such as hooting and shouting.

C.13 Pollution Control

- Soil and water pollution through usage of fuel, oil, paint, bitumen or other hazardous substances must be avoided.
- All construction vehicles are to be maintained in good working order so as to prevent soil or water pollution from oil, fuel or other leaks, and to reduce noise pollution.

C.14 Rivers and Streams

- During construction of bridge structures, there must be no obstruction of the water flow of rivers and streams.
- Excavated material must not be stockpiled on or near riverbanks, in order to prevent sedimentation occurring.
- Erosion control measures must be employed both during and after construction.
- No impediments to natural surface water flow, other than approved erosion control measures, must occur.

C.15 Safety

- Safety measures, such as detour signs, must be implemented during construction to ensure the safety of workers, pedestrians and drivers/passengers in vehicles in the vicinity of construction work.
- Special care must be taken in the vicinity of schools to ensure the safety of children wishing to cross the road within the proximity of the construction site.
- Accommodation must be made for pedestrian pathways alongside the road during the construction and operation phases.
- Covid 19 protocols must be adhered to at all times.

C.16 Soil Management

- Accidental spills of contaminants onto the ground e.g. oil, concrete, fuel and chemicals should be removed together with the contaminated soil.
- If necessary an absorbent such as Peat Sorb should be used to aid in cleaning up the spill. The contaminated soil should be disposed of in an appropriate container, depending on its classification.
- Servicing and refuelling of vehicles must only be carried out at the construction camp.

C.17 Worker Conduct

Code of Conduct for Construction Personnel:

- Do not leave the construction site untidy and strewn with rubbish which will attract animal pests.
- Do not set fires.
- Do not cause any unnecessary, disturbing noise at the construction camp/site or at any designated worker collection/drop off points.
- Do not drive a construction-related vehicle under the influence of alcohol.
- Do not exceed the national speed limits on public roads or exceed the recommended speed limits on the site.
- Do not drive a vehicle which is generating excessive noise or gaseous pollution (noisy vehicles must be reported and repaired as soon as possible).
- Do not litter along the roadsides, including both the public and private roads.
- Do not pollute any water bodies (whether flowing or not).

- No member of the construction team is allowed to enter the areas outside the construction site.

C.18 Traffic Disturbances and Diversions

- Any traffic diversions must be undertaken with the approval of all relevant authorities and in accordance with all relevant legislation.
- Wherever possible, traffic diversion must only take place on existing disturbed areas and remain within the existing road reserve.
- Traffic diversion routes must be rehabilitated after use.

C.19 Vegetation

- Only vegetation falling directly on the route must be removed where necessary.
- Alien vegetation within the road reserve must be eradicated, and management measures must be implemented for future control of these species.
- Vegetation that has been removed from large areas (e.g. on traffic diversion routes) during construction must be replaced with indigenous vegetation after construction has been completed.

C.20 Waste Management

- All general, non-hazardous waste must be placed in a skip container and disposed of at a registered waste disposal site.
- The contractor is to ensure that the portable toilet facilities at the campsite are properly maintained and in working order.
- No disposal, or leakage, of sewage must occur on or near the site.
- All hazardous waste (e.g. oil, paint, empty lime bags, contaminated wash water, etc) must be stored in leakproof containers and disposed of at a registered hazardous waste disposal site.
- The contents of waste storage containers must, under no circumstances, be emptied to the surrounding area. In general, littering, discarding or burying of any materials is not allowed on site or along the route.
- Adequate waste receptacles must be available at strategic points around the construction camp and site for all domestic refuse and to minimise the occurrence of littering.
- Concrete rubble must be collected and disposed of as directed by the Project Manager.
- Each working area must be cleared of litter and building waste (e.g. rubble, wood, concrete packets, etc) on completion of the day's work.
- Any spill around the container(s) should be treated as per Section C.11 and C.16.

C.21 Detailed Environmental Management Plan

C.21.1 Legal Requirements

The following legal requirements are applicable to the development:

- The National Environmental Management Act, 1998 (Act no. 107 of 1998)
- The National Water Act, 1998 (Act no.36 of 1998)
- Water Services Act, 1997 (Act 108 of 1997)
- National Environment Management: Air Quality Act, 2004 (Act 39 of 2004)
- Constitution of Republic of South Africa, 1996 (Act 108 of 1996)
- Occupational Health and Safety Act, 1993 (Act 85 of 1993)
- National Forest Act, 1998 (Act 84 of 1998)
- National Heritage Resources Act, 1999 (Act 25 of 1999)
- Removal of Graves and Dead Bodies Ordinance (Ordinance no. 7 of 1925)

C.21.2 GENERAL CONDITIONS

- 1 The Employer's Agent is responsible to ensure that the land owners have been informed before any work is carried out on site. Contractors must find out if the land owners have been informed before moving onto site.
- 2 No fences, gates or locks may be damaged to obtain access onto a line route. Arrangements must be made in advance to obtain permission for access.
- 3 Use of private roads must be arranged in advance. Any damage to private roads must be repaired at the contractor's expense and to the written satisfaction of the land owner.
- 4 Gates must be left as they are found, i.e. closed gates must be kept closed and open gates must be left open. Gates to adjacent properties or onto public roads must be closed at all times. Any gates installed on the line route must be kept closed and locked except while stringing is taking place. Open gates must be guarded to prevent animals straying into adjacent camps or properties.
- 5 Permission must be obtained from land owners before any private water is used.
- 6 No fires may be lit on private property. If fires are lit on Client's property or in the construction camp, provision must be made that no accidental fires are started. No fire wood may be collected in the veld.
- 7 If activities that can cause a fire are carried out, fire extinguishers must be available on site and in the construction camp.
- 8 No property may be accessed after normal working hours except with the permission of the land owner. Privacy must be respected at all times.
- 9 The contractor and their employees must at all times be courteous towards land owners, tenants and the local community.
- 10 The contractors and their employees may not cause damage to property, crops or animals. Activities that may cause conflict with land owners, tenants, the local work force or the local community must be avoided. Should conflict arise it should immediately be reported to the Employer's Agent.
- 11 Vehicles must be driven at a moderate speed on private roads and stay within the statutory speed limit on public roads.
- 12 All movement of vehicles must take place on the established servitude road or on private roads as agreed in advance. No movement may take place through the veld. Special care must be taken to prevent excess damage during wet weather.
- 13 If any vehicle should get stuck, the damage must be repaired immediately so that no deep ruts remain.
- 14 Any damage to private property must immediately be reported to the Employer's Agent and the owner. The damage must be rectified immediately if possible or else appropriate compensation must be paid to the owner. Record of damages and rectifying action must be kept. The land owner's satisfaction with the outcome of rectifying action must be obtained in writing.
- 15 A proper system of waste management must be instituted in the construction camp and batching plants. This entails that sufficient waste bins are available on site and in the construction camp. The waste should preferably be dumped at an approved waste disposal site. If this is not possible a site which satisfies existing legislation and Client standards should be established with the permission of the land owner. No containers, scrap metal, conductor etc. may be left on site.
- 16 Such scrap must be removed and taken to an appropriate disposal site. No oil, diesel or other chemicals may be spilled or discarded anywhere. If an accidental spill occurs, it must be reported immediately and cleaned to the satisfaction of Employer's Agent and the land owner. No waste

may be left in the veld or on the line route.

- 17 Washing and toilet facilities must be provided on site and in the construction camp. The facilities must comply with legislative standards and have the approval of the land owner and Employer's Agent.
- 18 No human excrement may be left in the veld. If no toilet facilities are available such waste must immediately be buried.
- 19 Herbicides may only be applied with Employer's Agent's permission and according to the Legislated Policy on Herbicides.
- 20 Camp, office sites and batching plants must be removed after completion of the contract. The site must be rehabilitated to as close as possible to its original condition.
- 21 All excavations must be enclosed to prevent animals or people from accidentally falling into excavations.
- 22 No trees may be cut or removed without prior permission from the landowner. Permits should be obtained for protected trees (protected trees should be dealt with in **Special conditions**)

2. SPECIAL CONDITIONS

(Specific issues identified during the Screening needing attention i.e. erosion berms, bird flappers, protected trees etc.

.....

.....

.....

.....

.....

.....

.....

.....

.....

.....

C3.3 PARTICULAR SPECIFICATIONS

PART D: OHSA 1993 HEALTH AND SAFETY SPECIFICATION

D1. SCOPE

This specification covers the health and safety requirements to be met by the Contractor to ensure a continued safe and healthy working environment for all employees, subcontractors, the Employer, the Employer's Agent, inspectors and all other persons entering the site of works.

This specification shall be read in conjunction with the Occupational Health and Safety Act (Act No 85 and amendment Act No 181) 1993 and the corresponding Construction Regulations 2014, and all other safety codes and specifications referred to in the said Act and Construction Regulations. This include all relevant Covid19 regulations and protocols.

In terms of the OHSA Agreement in Section C1.4 of the Contract document, the status of the Contractor as mandatory to the Employer (client) is that of an employer in his own right, responsible for compliance with all provisions of OHSA 1993 and the Construction Regulations 2014.

This specification and the Contractor's own Health and Safety Plan as well as the Construction Regulations 2014, shall be displayed on site or made available for inspection by inspectors, the Employer, the Employer's Agent, subcontractors, employees, representative trade unions and any other persons entering the site of works.

D1.1 Information based on the Employer's baseline risk assessment

The information presented in this subclause D1.1 is based on the Employer's baseline risk assessment prepared specifically for this contract.

This information describes the type of work required in terms of this contract that will be accompanied by dangers, hazards and risks which the Contractor shall be required to identify, analyse, manage, monitor and review in terms of the Health and Safety Plan and risk assessments.

This information is neither prescriptive nor exhaustive, and is provided as a guideline to Tenderers in preparing their tender submissions, and to the successful Contractor as a basis for the preparation of the site specific risk assessments to be performed by the Contractor in terms of Construction Regulation 9.

Tenderers shall make their own assessment of the dangers, hazards and risks that can be expected during the course of this contract, which may include dangers, hazards and risks not identified in the baseline risk assessment, including those that may arise from specific methods of construction employed by the Contractor, and shall make due allowance in their tendered rates and prices for all costs related to complying with the provisions of the Act and Construction Regulations.

This information is given in good faith for the guidance of Tenderers, and no additional payment shall be made as a result of any inaccuracies, discrepancies or omissions contained therein.

The following aspects of this project carry the risk of possible injuries:

- Structure falling during assembly.
- Covid 19 infections.
- Working at heights.
- Operation and maintenance on the site of heavy plant such as excavators, overhead crane, bulldozers, front end loaders, tippers, TLBs, compaction equipment, rock breaking plant, water pumps, concrete mixers, ready mixed concrete trucks, batch plants, concrete pumps, compressors, pneumatic tools, generators, etc.
- Use on the site of power tools and hand tools.
- Handling of materials such as scaffolding, formwork, timber planks, steel wire, reinforcement, cement bags, concrete materials and hand stone.
- Storage and handling of flammable materials such as fuels, oils, adhesives, and painting and cleaning products.
- Storage and handling of herbicides and ant poisons.

- Risks related to general safety and security on site.
- Electrocutation during commissioning.

Additional risks may arise from specific methods of construction selected by the Contractor which are not necessarily covered in the above.

D2. DEFINITIONS

For the purpose of this contract the following shall apply:

- (a) **Employer**” where used in the contract documents and in this specification, means the Employer as defined in the General Conditions of Contract 2015 and it shall have the exact same meaning as “**client**” as defined in the Construction Regulations 2014. “**Employer**” and “**client**” are therefore interchangeable and shall be read in the context of the relevant document.
- (b) “**Contractor**” wherever used in the contract documents and in this specification, shall have the same meaning as “**Contractor**” as defined in the General Conditions of Contract 2015.

In this specification the terms “**principal contractor**” and “**contractor**” are replaced with “**Contractor**” and “**subcontractor**” respectively.

For the purpose of this contract the **Contractor** will, in terms of OHS Act 1993, be the mandatory, without derogating from his status as an employer in his own right.

- (c) “**Employer’s Agent**” where used in this specification, means the Employer’s Agent as defined in the General Conditions of Contract 2015. In terms of the Construction Regulations the Employer’s Agent may act as agent on behalf of the Employer (the client as defined in the Construction Regulations).

D3. TENDERS

This Health and Safety Specification forms an integral part of the Contract and Tenderers are required to use it during the tender phase for pricing the preparation of a project specific Health and Safety Plan prior to commencing any work and for pricing the costs of ensuring compliance thereto during construction. Tenderers must forward a copy of this Specification to all other persons or organisations that may be submitting prices to the Tenderer during the tender stage to enable them to include the cost of preparing their own Health and Safety Plan, relevant to their particular operation, and for compliance with the health and safety requirements during construction. Payment items are included in the Schedule of Quantities for compliance with the Occupational Health and Safety Act and Construction Regulations and with this Specification.

Tenderers are required to complete the Contractor’s Health and Safety Declaration’ in section T2.2 ‘Returnable Schedules’.

Failure to submit the foregoing with his tender and/or to provide realistic rates for relevant payment items will lead to the conclusion that the Contractor will not be able to carry out the work under the contract safely and in accordance with the Act and Construction Regulations.

D4. NOTIFICATION OF COMMENCEMENT OF CONSTRUCTION WORK

Where the contract meets the requirements of Construction Regulation 4, the Contractor shall, before commencement of the work and in accordance with the requirements of Regulation 4, notify the Provincial Director of the Department of Labour of the intention to carry out the construction work, using the pro forma form included as Annexure 2 to this Health and Safety Specification.

A copy of the notification form must be kept on site, available for inspection by inspectors, the Employer, the Employer’s Agent, subcontractors, employees, representative trade unions and any other persons on the site. A copy of the notification form shall also be kept on the health and safety file, and a further copy shall be forwarded to the Employer for his records.

D5. HEALTH AND SAFETY PLAN

Before commencement of any construction work, the Contractor shall prepare a project specific Health and Safety Plan complying with the requirements of Construction Regulation 7(1)(a) and this Health and Safety Specification.

The Health and Safety Plan must include a risk assessment performed and recorded in writing by a competent person as required in terms of Construction Regulation 9. The risk assessment shall identify and evaluate the risks and hazards that may be expected during the execution of the work under the contract, and it shall include a documented plan and applicable safe work procedures to mitigate, reduce or control the risks and hazards identified.

The Health and Safety Plan shall be available on site for inspection by inspectors, the Employer, the Employer's Agent, subcontractors, employees, representative trade unions, and health and safety representatives and committee members, and must be monitored and reviewed periodically by the Contractor.

D6. APPOINTMENT OF EMPLOYEES AND SUBCONTRACTORS**D6.1 Appointments**

The Contractor shall appoint in writing all employees.

The Contractor shall appoint in writing all subcontractors, and such appointments shall be in compliance with the requirements of Construction Regulation 7.

D6.2 Health and safety induction training

No person shall be allowed or permitted to enter the site of the works unless such person has undergone health and safety induction training pertaining to the hazards prevalent on the site.

The Contractor shall ensure that all employees under his control, including subcontractors and their employees, undergo health and safety induction training by a competent person before commencement of construction work in compliance with Construction Regulations 7(5) and 9(3) and (4).

The Contractor shall ensure that all visitors to the construction site undergo health and safety induction and are provided with the necessary personal protective equipment in compliance with Construction Regulation 7(6).

D6.3 Medical certificate of fitness

The Contractor shall ensure that every employee, including subcontractors and their employees, has a valid medical certificate of fitness issued in compliance with Construction Regulation 7(1)(g) or 7(8) as applicable.

D7. APPOINTMENT OF SAFETY PERSONNEL**D7.1 Construction manager**

Refer to Construction Regulation 8(1), (2), (3) and (4).

The Contractor shall appoint a full-time **construction manager** with the duty of managing all the construction work on the site, including the duty of ensuring occupational health and safety compliance.

The Contractor may also have to appoint one or more **assistant construction managers** to assist the construction manager where justified by the scope and complexity of the works.

D7.2 Construction health and safety officer

Refer to Construction Regulation 8(5) and (6).

Taking into consideration the size of the project and the dangers, hazards or risks that can be expected, the Contractor shall appoint in writing a full-time or part-time **construction health and safety officer** to assist in the control of all health and safety related aspects on the site. The construction health and safety officer shall be registered as required by the Chief Inspector of the Department of Labour and shall have the necessary competence and resources to perform his/her duties diligently.

D7.3 Construction supervisor

Refer to Construction Regulation 8(7), (8), (9) and (10).

The Contractor shall appoint a **construction supervisor** responsible for construction activities and ensuring occupational health and safety compliance on the construction site.

The Contractor may also have to appoint one or more competent employees to assist the construction supervisor where justified by the scope and complexity of the works.

D7.4 Health and safety representatives

In terms of **Sections 17 and 18 of the Act (OHSA 1993)** the Contractor, being the Employer in terms of the Act for the execution of the contract, shall appoint a **health and safety representative** whenever he has more than 20 employees in his employment on the site of the works. The health and safety representative must be selected from employees who are employed in a full-time capacity at a specific workplace.

The number of health and safety representatives for a workplace shall be at least one for every 50 employees.

The function of health and safety representative(s) will be to review the effectiveness of health and safety measures, to identify potential hazards and major incidents, to examine causes of incidents (in collaboration with his employer, the Contractor), to investigate complaints by employees relating to health and safety at work, to make representations to the employer (Contractor) or inspector on general matters affecting the health and safety of employees, to inspect the workplace, plant, machinery, etc. on a regular basis, to participate in consultations with inspectors and to attend meetings of the health and safety committee.

D7.5 Health and safety committee

In terms of **Section 19 of the Act (OHSA 1993)**, the Contractor (as employer) shall establish one or more **health and safety committee(s)** where there are two or more health and safety representatives at a workplace. The persons selected by the Contractor to serve on the committee shall be designated in writing.

The function of the health and safety committee shall be to hold meetings at regular intervals but at least once every three months, to review the health and safety measures on the contract, to discuss incidents related to health and safety with the Contractor and the inspector, to make recommendations regarding health and safety to the Contractor and to keep record of recommendations and reports made by the committee.

D7.6 Competent persons

The Contractor shall appoint in writing designated competent employees and/or other competent persons as required by the Act and Regulations. Such appointments shall be in accordance with the relevant applicable sections of the Act and Regulations as determined by the requirements of the contract.

A competent person may be appointed for more than one part of the construction work with the understanding that the person must be suitably qualified and able to supervise at the same time the construction work in all the work situations for which he has been appointed.

The appointment of competent persons to supervise parts of the construction work does not relieve the Contractor from any of his responsibilities for compliance with **all** requirements of the Construction Regulations.

D8. RECORDS AND REGISTERS

The Contractor is bound to keep records and registers related to health and safety on site as required by the relevant applicable sections of the Act and Regulations as determined by the requirements of the contract. Such records and registers shall be available for periodic inspection by inspectors, the Employer, the Employer's Agent, subcontractors, employees and representative trade unions.

D9. CONTRACTOR'S RESPONSIBILITIES

For this contract the Contractor will be the mandatary of the Employer (Client), as defined in the Act (OHSA 1993), which means that the Contractor has the status of employer in his own right in respect of the contract. The Contractor is therefore responsible for all the duties and obligations of an employer as set out in the Act (OHSA 1993) and the Construction Regulations 2014.

Before commencement of work under the contract, the Contractor shall enter into an agreement with the Employer (Client) in terms of C1.4 'Agreement in terms of Section 37(2) of the Occupational Health and Safety Act No. 85 of 1993', to confirm his status as mandatary (employer) for the contract under consideration.

The Contractor is advised in his own interest to make a careful study of the Act and the Construction Regulations as ignorance of the Act and the Regulations will not be accepted in any proceedings related to non-conformance to the Act and the Regulations.

D10. MEASUREMENT AND PAYMENT

It is a condition of this contract that contractors who submit tenders for this contract shall make provision in their various tendered rates and prices for all costs related to the health and safety measures required in terms of the Act and Regulations during the construction process.

(a) Safety appointments

No separate additional payment will be made to cover the costs related to persons appointed as required in terms of the Act and Regulations to fulfil the various health and safety functions. Such persons include the construction manager, any assistant construction managers, the construction health and safety officer, the construction supervisor, any assistant construction supervisors, health and safety representatives, health and safety committee members and competent persons, all as referred to in subclauses D7.1 to D7.6 above.

The Contractor shall therefore make provision in the various tendered rates and prices for all costs related to such persons.

(b) Records and registers

The keeping of records and registers related to health and safety on site as described in clause E8 above shall be regarded as a normal duty of the Contractor for which payment shall be deemed to be included in the Contractor's various tendered rates and prices, and for which no separate additional payment will be made except to the extent provided in item B13.02 of the Schedule of Quantities.

(c) Medical certificates

No separate additional payment will be made to cover the costs related to obtaining the medical certificates of fitness required for every employee, including subcontractors and their employees, issued in compliance with Construction Regulation 7(1)(g) or 7(8) as applicable. The Contractor shall therefore make provision in the various tendered rates and prices for all costs related to such medical certificates.

C3.3 PARTICULAR SPECIFICATIONS**PART E: SMALL CONTRACTOR DEVELOPMENT****E1001 SCOPE**

This section covers construction aspects relating to the processes by which the construction industry develops emerging small contractors.

E1002 DEFINITIONS AND APPLICABLE LEGISLATION**(a) Definitions**

Unless inconsistent with the context, in these specifications the following terms, words or expressions shall have the meanings hereby assigned to them:

Contract Participation

Contract Participation in terms of this contract is a process by which the Employer implements Government's objectives by setting a target relating to small contractor development which the Contractor shall achieve as a minimum.

Contract Participation Goal (CPG)

Contract Participation Goal is the monetary value of the target set by the Employer in the Contract Participation process.

Contract Participation Performance (CPP)

Contract Participation Performance is the measure of the contractor's progress in achieving CPG.

Targeted Enterprise

A Targeted Enterprise is any company engaged by the Contractor as a subcontractor and which is registered with the Construction Industry Development Board (CIDB) in a grading ranging from 1CE to 3CE and which is registered by the CIDB as a Potentially Emerging (PE).

(b) Applicable Legislation

The following Acts, as amended from time to time, are predominant amongst those which apply to the construction industry and are listed here for reference purposes only:

- The Constitution of South Africa;
- Public Finance Management Act No.1 of 1999;
- Preferential Procurement Policy Framework Act No. 5 of 2000;
- Construction Industry Development Board Act No. 38 of 2000;
- Broad-Based Black Economic Empowerment Act No.5 of 2003.

E1002 CONTRACT PARTICIPATION**(a) Objective**

Government's objective for this contract in terms of broad-based black economic empowerment initiatives is to develop emerging small contractors that qualify as Targeted Enterprises as defined above.

(b) Contract Participation Targets

Contract participation is the process by which the Employer implements Government's objectives.

The Employer sets a target for construction by specified entities, the rand value of which is based on the services and work undertaken by the specified entities and measured as a percentage of the Contractor's final certified value of work completed (excluding VAT) measured at the date of issue of the Certificate of completion. The contractor is obliged to commit to or exceed the target stated in section C1.2.2 Contract data, Part A: Data provided by the Employer.

(c) Contract Participation Goal (CPG)

The CPG is the monetary value of the target set by the Employer and will be calculated as follows:

$CPG = \text{final contract value (excluding VAT)} \times (\text{target \% set by the Employer for Targeted Enterprises}).$

The final contract value is the total value of certified work measured at the date of issue of the Certificate of Completion.

(d) Contract Participation Performance (CPP)

The CPP is the monetary value of the Contractor's actual progress toward achievement of the CPG calculated as follows:

$CPP = \text{total value (excluding VAT) of contribution by Targeted Enterprises}$

The Contractor's Contract Participation Performance will be measured monthly in order to monitor the extent to which he is striving to reach the CPG. The basis of monitoring shall be the levels of the individual contributions for Targeted Enterprises. Monthly returns, in a format approved by the Employer, are required from the Contractor and shall be submitted with each interim payment certificate.

To assist in the measurement of CPP, the Contractor shall include in his contract programme details of how he will achieve CPG. The detail shall be provided not later than one month after the Employer's Agent has accepted the original construction programme and shall be updated with every subsequent revision of the programme.

In the event that the Contractor fails to achieve the Contract Participation Goal (CPG) and fails to provide reasons which may be acceptable to the Employer, the Contractor shall be liable for a penalty as prescribed in classes SCC 4.1.1 of section C1.2.1.2 Special Conditions of Contract. The penalty shall be calculated as follows:

$\text{Penalty} = 10\% \text{ of the monetary value by which the achieved monetary value (CPP) falls short of the target monetary value (CPG)}$

$= 10\% \text{ of } (CPG - CPP)$

The penalty shall be applied on a pro rata basis according to a monthly evaluation of achievements against the programmed utilisation.

(e) Accredited Registration

CPP for Targeted Enterprises shall only be accepted if the respective Targeted Enterprises for which services or work is being claimed as having been performed are registered with the CIDB in one of the defined categories. In addition, documentary evidence that such Targeted Enterprise are registered with the South African Revenue Services (SARS) shall be lodged with the Employer's Agent before the work or service may be considered as having been performed by a Target Enterprise. The responsibility for producing evidence of such registration documentation shall rest with the Contractor.

(f) Record Keeping

The Contractor shall assume responsibility for the compilation and maintenance of comprehensive records detailing each Targeted Enterprise's progress during construction, starting from the award of a subcontract to a Target Enterprise until the successful completion of the subcontract work or termination of the subcontract.

C4: SITE INFORMATION

<u>TABLE OF CONTENTS</u>	Page
C4.1 LOCALITY PLAN	C87
C4.2 EXAMPLE OF CONTRACT SIGNBOARD DETAILS	C88

C4.1 LOCALITY PLAN

General

The Village / Township is located under Greater Tzaneen Municipality which falls within the jurisdiction of Mopani District Municipality, in the Limpopo Province. The locality plan of the Townships is illustrated below. For reference purpose, the Townships will be referred to as Mavele, near Mamitwa. Flat area with some trees, built-up area.

Nature of Ground And Subsoil Conditions

Rock and boulder excavation should be expected

Climatic Conditions

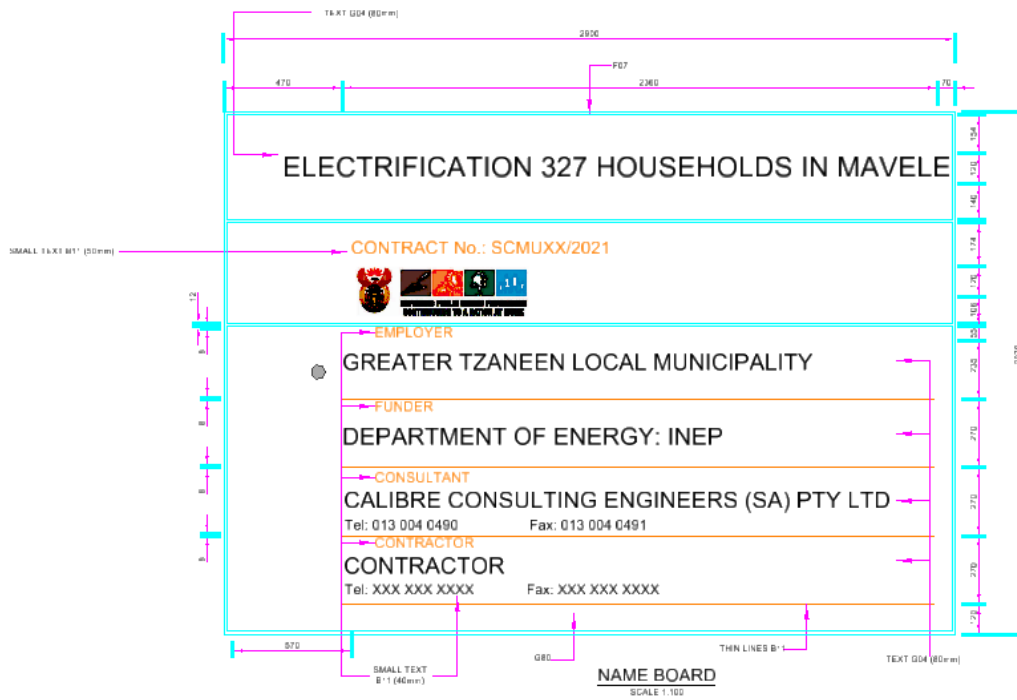
Mostly sunshine, long summer days with pleasant winters. Tzaneen's subtropical conditions provide more suited weather for dense forests (high summer rainfall) than the thorny bushveld above the escarpment and further to the east.

The summer months, September – March, have an average temperature of 28 °C (82 °F) and winter months around 15 °C (59 °F). Rainfall averages from around 800 mm per year in town to over 1500 mm per year in the mountains.



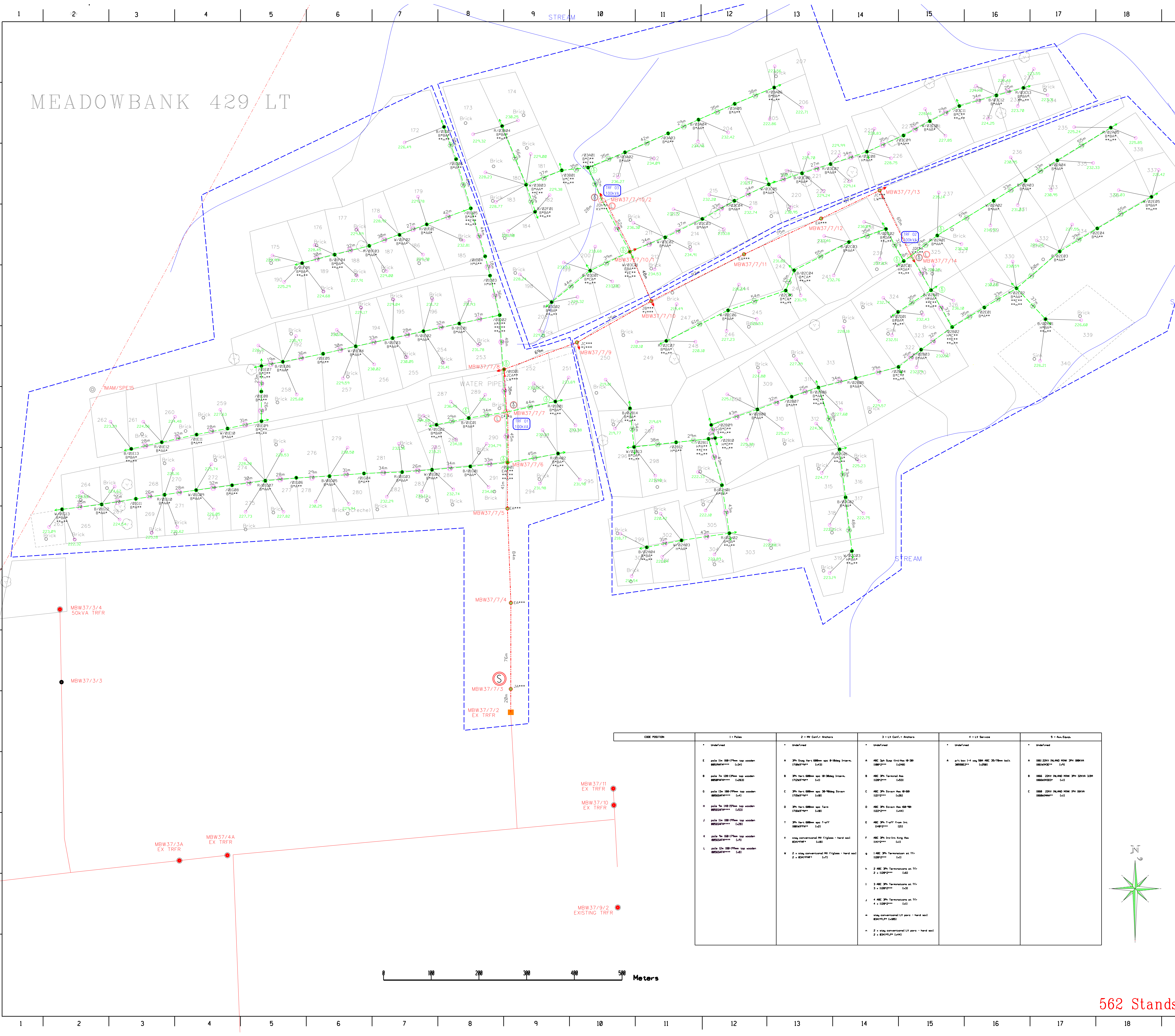
C4.2 EXAMPLE OF CONTRACT SIGNBOARD DETAILS

A project notice board, constructed in accordance with the details provided, is to be provided by the Contractor as part of the contract and erected in the position indicated by the Employer’s Agent on site. The wording shall be approved prior to sign writing. The board shall remain in place until the end of the defects liability period at which time it shall be removed by the Contractor.



MEADOWBANK 429 LT

LEGEND	
SYMBOL	DESCRIPTION
	LV POLE WITH STAY
	LV POLE WITH STRUT
	LV POLE WITH SHORT STAY
	LV POLE WITH FLYING STAY
	MV POLE WITH STAY
	MV POLE WITH STRUT
	MV POLE WITH SHORT STAY
	MV POLE WITH FLYING STAY
	TRANSFORMER
	LV POLE
	MV POLE
	SHARING POLE
	KICKER POLE (5,7,9m)
	LINK/BREAKER/SEC./METER UNIT
	MV FUSE
	LV FUSE
	CABLE JOINT(MV+LV)
	MV JOINT FEET / EARTH SPIKE
	LV CROWS FEET / EARTH SPIKE
	SA.
	HIGH MAST
	ABC 35mm 1 PHASE
	ABC 35mm 2 PHASE
	ABC 35mm 3 PHASE
	ABC 70mm 3 PHASE
	ABC 35mm + STREET LIGHT CABLE
	ABC 70mm + STREET LIGHT CABLE
	LV FOX COND.
	LV GOPHER COND.
	LV HARE COND.
	LV MINK COND.
	LV SQUIRREL COND.
	LV WOLF COND.
	MV FOX CONDUCTOR
	MV GOPHER CONDUCTOR
	MV HARE CONDUCTOR
	MV MINK CONDUCTOR
	MV SQUIRREL CONDUCTOR
	MV WOLF CONDUCTOR
	EXISTING MV MINK CONDUCTOR
	SERVICE CONNECTIONS 4/10/16mm
	SERV. CONNEX. U/G 4/10/16mm
	LV CONDUCTOR PHASING
	POLE BOX CONNECTION PHASE
	STREET LIGHT
	STREET LIGHT CABLE
	TELKOM LINE
	TELKOM POLE



CODE POSITION	1 - Poles	2 - MV Concl. Ankers	3 - LV Concl. Ankers	4 - LV Service	5 - Aux. Equip.
A	Undeinfed	Undeinfed	Undeinfed	Undeinfed	Undeinfed
B	1 pole 100-110mm top wooden BR955AF*** (L28)	A 3m Eng 1st 100mm top 10-10mm Strain. 1700AF*** (L28)	A ABC 3m Susp 100mm top 10-10mm 1000AF*** (L28)	A 1/2" box 1-4 eng 500 ABC 35/70mm bolt. 3000AF*** (L28)	A 100-220V 10-10mm 3m 1000mm 1000AF*** (L28)
C	1 pole 120-130mm top wooden BR955AF*** (L28)	B 3m Eng 1st 100mm top 10-10mm Strain. 1700AF*** (L28)	B ABC 3m Terminal Ang 1000AF*** (L28)	B ABC 3m Terminal Ang 1000AF*** (L28)	B 1000-220V 10-10mm 3m 300mm 1000AF*** (L28)
D	1 pole 120-130mm top wooden BR955AF*** (L28)	C 3m Eng 1st 100mm top 10-10mm Strain. 1700AF*** (L28)	C ABC 3m Strain Ang 1000AF*** (L28)	C ABC 3m Strain Ang 1000AF*** (L28)	C 1000-220V 10-10mm 3m 300mm 1000AF*** (L28)
E	1 pole 100-110mm top wooden BR955AF*** (L28)	D 3m Eng 100mm top 10-10mm Strain. 1700AF*** (L28)	D ABC 3m Strain Ang 1000AF*** (L28)	D ABC 3m Strain Ang 1000AF*** (L28)	D 1000-220V 10-10mm 3m 300mm 1000AF*** (L28)
F	1 pole 100-110mm top wooden BR955AF*** (L28)	E 3m Eng 100mm top 10-10mm Strain. 1700AF*** (L28)	E ABC 3m Strain Ang 1000AF*** (L28)	E ABC 3m Strain Ang 1000AF*** (L28)	E 1000-220V 10-10mm 3m 300mm 1000AF*** (L28)
G	1 pole 100-110mm top wooden BR955AF*** (L28)	F 3m Eng 100mm top 10-10mm Strain. 1700AF*** (L28)	F ABC 3m Strain Ang 1000AF*** (L28)	F ABC 3m Strain Ang 1000AF*** (L28)	F 1000-220V 10-10mm 3m 300mm 1000AF*** (L28)
H	1 pole 100-110mm top wooden BR955AF*** (L28)	G 3m Eng 100mm top 10-10mm Strain. 1700AF*** (L28)	G ABC 3m Strain Ang 1000AF*** (L28)	G ABC 3m Strain Ang 1000AF*** (L28)	G 1000-220V 10-10mm 3m 300mm 1000AF*** (L28)
I	1 pole 100-110mm top wooden BR955AF*** (L28)	H 3m Eng 100mm top 10-10mm Strain. 1700AF*** (L28)	H ABC 3m Strain Ang 1000AF*** (L28)	H ABC 3m Strain Ang 1000AF*** (L28)	H 1000-220V 10-10mm 3m 300mm 1000AF*** (L28)
J	1 pole 100-110mm top wooden BR955AF*** (L28)	I 3m Eng 100mm top 10-10mm Strain. 1700AF*** (L28)	I ABC 3m Strain Ang 1000AF*** (L28)	I ABC 3m Strain Ang 1000AF*** (L28)	I 1000-220V 10-10mm 3m 300mm 1000AF*** (L28)
K	1 pole 100-110mm top wooden BR955AF*** (L28)	J 3m Eng 100mm top 10-10mm Strain. 1700AF*** (L28)	J ABC 3m Strain Ang 1000AF*** (L28)	J ABC 3m Strain Ang 1000AF*** (L28)	J 1000-220V 10-10mm 3m 300mm 1000AF*** (L28)
L	1 pole 100-110mm top wooden BR955AF*** (L28)	K 3m Eng 100mm top 10-10mm Strain. 1700AF*** (L28)	K ABC 3m Strain Ang 1000AF*** (L28)	K ABC 3m Strain Ang 1000AF*** (L28)	K 1000-220V 10-10mm 3m 300mm 1000AF*** (L28)
M	1 pole 100-110mm top wooden BR955AF*** (L28)	L 3m Eng 100mm top 10-10mm Strain. 1700AF*** (L28)	L ABC 3m Strain Ang 1000AF*** (L28)	L ABC 3m Strain Ang 1000AF*** (L28)	L 1000-220V 10-10mm 3m 300mm 1000AF*** (L28)

CALIBRE I Consulting Engineers (SA) Pty Ltd
 38 Hendrik Potgieter Street | Witbank Ext 10 | eMalaheni | 1034
 P O Box 4463 | Witbank 1035 | South Africa
 Tel +27 13 004 0490 | Mobile +27 73 817 3091 | Fax +27 13 004 0491
 Email address: nicholas@calibreng.co.za | Website: www.calibreng.co.za

SERVICE
ELECTRIFICATION OF MAVELE VILLAGE
 Situated at Greater Tzaneen Local Municipality

"SHEET 1 OF 3"
 DRAW TITLE
**DETAIL DESIGN
 MEDIUM AND LOW VOLTAGE LAYOUT
 1.2kVA A.D.M.D. PER STAND**

DESIGNED Mogobane Nkosi, PrTechEng	CHECKED Sam Thobela, PrEng
DRAWN Miso Ngwenya	APPROVED Mogobane Nkosi, PrTechEng
DATUM/DATE 24 October 2019	CLIENT APPROVAL

1	REV	DATE	INDEX REV	BY	CHKD	REFERENCE DRAWINGS
1	FOR TEF APPROVAL					

APPROVED	DATE	SCALE	SEE DWG

562 Stands

MAVELE

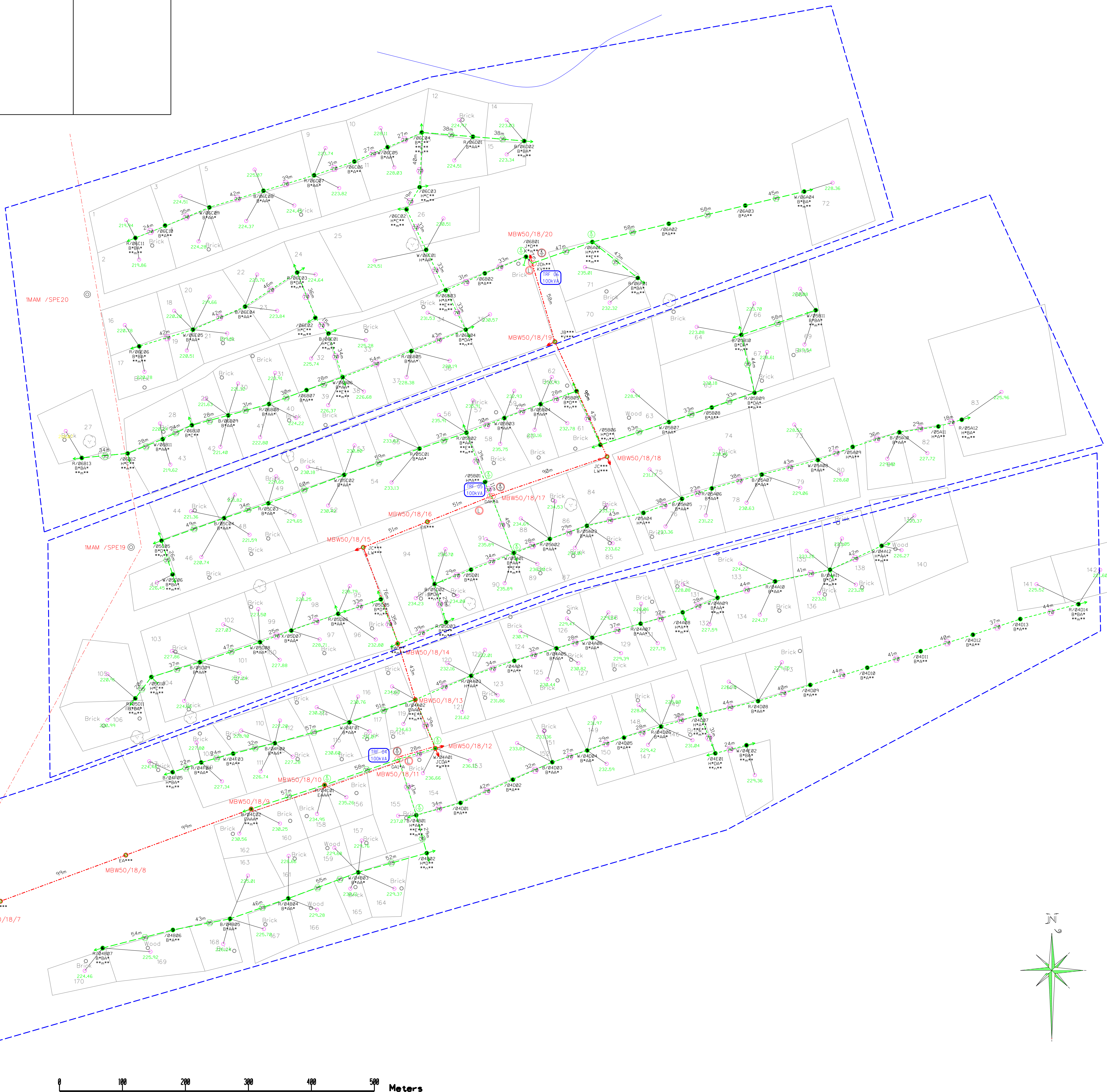
Proj No: BE.CCB112.LLV.MV.01

1

CODE POSITION	1 - Pole	2 - MV Conf. / Meters	3 - LV Conf. / Meters	4 - LV Service	5 - Misc. Equip.
1	1. 100kV Pole	2. 100kV Pole	3. 100kV Pole	4. 100kV Pole	5. 100kV Pole
2	2. 100kV Pole	3. 100kV Pole	4. 100kV Pole	5. 100kV Pole	6. 100kV Pole
3	3. 100kV Pole	4. 100kV Pole	5. 100kV Pole	6. 100kV Pole	7. 100kV Pole
4	4. 100kV Pole	5. 100kV Pole	6. 100kV Pole	7. 100kV Pole	8. 100kV Pole
5	5. 100kV Pole	6. 100kV Pole	7. 100kV Pole	8. 100kV Pole	9. 100kV Pole
6	6. 100kV Pole	7. 100kV Pole	8. 100kV Pole	9. 100kV Pole	10. 100kV Pole
7	7. 100kV Pole	8. 100kV Pole	9. 100kV Pole	10. 100kV Pole	11. 100kV Pole
8	8. 100kV Pole	9. 100kV Pole	10. 100kV Pole	11. 100kV Pole	12. 100kV Pole
9	9. 100kV Pole	10. 100kV Pole	11. 100kV Pole	12. 100kV Pole	13. 100kV Pole
10	10. 100kV Pole	11. 100kV Pole	12. 100kV Pole	13. 100kV Pole	14. 100kV Pole
11	11. 100kV Pole	12. 100kV Pole	13. 100kV Pole	14. 100kV Pole	15. 100kV Pole
12	12. 100kV Pole	13. 100kV Pole	14. 100kV Pole	15. 100kV Pole	16. 100kV Pole
13	13. 100kV Pole	14. 100kV Pole	15. 100kV Pole	16. 100kV Pole	17. 100kV Pole
14	14. 100kV Pole	15. 100kV Pole	16. 100kV Pole	17. 100kV Pole	18. 100kV Pole
15	15. 100kV Pole	16. 100kV Pole	17. 100kV Pole	18. 100kV Pole	19. 100kV Pole
16	16. 100kV Pole	17. 100kV Pole	18. 100kV Pole	19. 100kV Pole	20. 100kV Pole
17	17. 100kV Pole	18. 100kV Pole	19. 100kV Pole	20. 100kV Pole	21. 100kV Pole
18	18. 100kV Pole	19. 100kV Pole	20. 100kV Pole	21. 100kV Pole	22. 100kV Pole
19	19. 100kV Pole	20. 100kV Pole	21. 100kV Pole	22. 100kV Pole	23. 100kV Pole
20	20. 100kV Pole	21. 100kV Pole	22. 100kV Pole	23. 100kV Pole	24. 100kV Pole
21	21. 100kV Pole	22. 100kV Pole	23. 100kV Pole	24. 100kV Pole	25. 100kV Pole

LEGEND	
SYMBOL	DESCRIPTION
	LV POLE WITH STAY
	LV POLE WITH STRUT
	LV POLE WITH SHORT STAY
	LV POLE WITH FLYING STAY
	MV POLE WITH STAY
	MV POLE WITH STRUT
	MV POLE WITH SHORT STAY
	MV POLE WITH FLYING STAY
	TRANSFORMER
	LV POLE
	MV POLE
	SHARING POLE
	KICKER POLE (5.7.9m)
	LINK/BREAKER/SEC./METER UNIT
	MV FUSE
	LV FUSE
	CABLE JOINT(MV+LV)
	MV CROWS FEET / EARTH SPIKE
	LV CROWS FEET / EARTH SPIKE
	SA.
	HIGH MAST
	ABC 35mm 1 PHASE
	ABC 35mm 2 PHASE
	ABC 35mm 3 PHASE
	ABC 70mm 3 PHASE
	ABC 35mm + STREET LIGHT CABLE
	ABC 70mm + STREET LIGHT CABLE
	LV FOX COND.
	LV GOPHER COND.
	LV HARE COND.
	LV MINK COND.
	LV SQUIRREL COND.
	LV WOLF COND.
	MV FOX CONDUCTOR
	MV GOPHER CONDUCTOR
	MV HARE CONDUCTOR
	MV MINK CONDUCTOR
	MV SQUIRREL CONDUCTOR
	MV WOLF CONDUCTOR
	EXISTING MV MINK CONDUCTOR
	SERVICE CONNECTIONS 4/10/16mm
	SERV. CONNEX. U/G 4/10/16mm
	LV CONDUCTOR PHASING
	POLE BOX CONNECTION PHASE
	STREET LIGHT
	STREET LIGHT CABLE
	TELKOM LINE
	TELKOM POLE

RUNNYMEDE 426 LT



RUNNYMEDE 426 LT

562 Stands

CALIBRE I Consulting Engineers (SA) Pty Ltd
 28 Hendrik Potgieter Street | Witbank East 10 | eMalaheni | 1034
 P O Box 4463 | Witbank 1035 South Africa
 Tel +27 13 004 0490 | Mobile +27 73 817 3091 | Fax +27 13 004 0491
 Email address: nicholas@calibreeng.co.za | Website: www.calibreeng.co.za

SERVICE
ELECTRIFICATION OF MAVELE VILLAGE
 Situated at Greater Tzaneen Local Municipality
 "SHEET 2 OF 3"
 DRW TITLE
DETAIL DESIGN
MEDIUM AND LOW VOLTAGE LAYOUT
1.2kVA A.D.M.D. PER STAND

DESIGNED Nicholas Nkosi, Pr.TechEng	CHECKED Sam Thobela, Pr.Eng
DRAWN Miso Ngeyeno	APPROVED Nicholas Nkosi, Pr.TechEng
DATE/TIME/DATE 24 October 2019	CLIENT APPROVAL

NO.	DATE	BY	CHKD	REVISION/REASON	REFERENCE DRAWINGS
1	24/10/19	FOR TEF APPROVAL	MM	RSI	
2					
3					
4					
5					
6					
7					
8					
9					
10					
11					
12					
13					
14					
15					
16					
17					
18					
19					
20					
21					

MAVELE

SEE DWG

BB.CCB112.LLV.MV.02

1